



ESTUDIO COMPOSICIÓN EMPRESARIAL

VIGENCIA 2022

**CLASIFICACIÓN DE
LOS REGISTROS**



**OBJETIVOS Y
DEFINICIONES**

**CONSOLIDADO DE
LOS REGISTROS**

**COMPARATIVO DE
LOS REGISTROS**

**CANCELACIÓN DE
LOS REGISTROS**

**CONSOLIDADO DE
LOS REGISTROS
POR MUNICIPIO**



OBJETIVOS

CC General

CC Específicos

OBJETIVO GENERAL

Analizar la dinámica empresarial del Departamento del Putumayo, a través del comportamiento de los Registros Públicos, con el propósito de ser fuente de información para la toma de decisiones de inversión y desarrollo regional.

OBJETIVOS ESPECÍFICOS

- ☞ Consolidar la información de los registros públicos frente de la vigencia 2022
- ☞ Organizar la información según la actividad económica y tamaño, tanto departamental como por municipio.
- ☞ Organizar la información de las matriculas CANCELADAS según la actividad económica y tamaño tanto departamental como por municipio
- ☞ Consolidar los registros públicos por municipio.



- CC Persona Natural
- CC Persona Jurídica
- CC Establecimientos de Comercio

- CC Entidades sin Ánimo de Lucro
- CC Matriculado
- CC Renovado

DEFINICIONES



Son las personas que se ocupan profesionalmente en alguna de las actividades que la ley considera mercantiles **(Artículo 10 Código de Comercio)** «*deben matricularse ante la Cámara de Comercio todas las personas naturales que realicen en forma permanente o habitual actividades mercantiles*», la Matrícula Mercantil además de ser una obligación legal, sirve como medio de identificación y hace presumir, para todos los efectos legales, la condición de comerciante.



Su constitución se realiza por medio de contrato de sociedad de dos o más personas; se obligan a hacer un aporte en dinero, en trabajo o en otros bienes apreciables en dinero, con el fin de repartirse entre sí las utilidades obtenidas en la empresa o actividad social.
La sociedad, una vez constituida legalmente, forma una persona jurídica distinta de los socios individualmente considerados.”
(Artículo 98 Código de Comercio).



ESTABLECIMIENTO DE COMERCIO

El Código de Comercio define el establecimiento de comercio como un conjunto de bienes organizados por el empresario para realizar los fines de la empresa. Una misma persona podrá tener varios establecimientos de comercio y, a su vez, un solo establecimiento de comercio podrá pertenecer a varias personas, y destinarse al desarrollo de diversas actividades comerciales

(Artículo 515 del Código de Comercio)



ENTIDADES SIN ÁNIMO DE LUCRO

Las Entidades Sin Ánimo de Lucro son personas jurídicas que se constituyen por la voluntad de asociación o creación de una o más personas (naturales o jurídicas) para realizar actividades en beneficio de asociados, terceras personas o comunidad en general. Las ESALES no persiguen el reparto de utilidades entre sus miembros



Es el registro que deben hacer los comerciantes (personas naturales y jurídicas) y los establecimientos de comercio en las cámaras de comercio con jurisdicción en el lugar donde van a desarrollar su actividad y donde va a funcionar el establecimiento de comercio para dar cumplimiento a una de las obligaciones mercantiles dispuestas en el **Código de Comercio**.



De conformidad con el **Artículo 33 del Código de Comercio**, es obligación de los comerciantes renovar su matrícula anualmente e informar a la correspondiente Cámara de Comercio la pérdida de su calidad de comerciante, así como las demás mutaciones referentes a su actividad comercial a fin de que se tome nota de ello en el registro correspondiente.

En concordancia con la citada norma, el **Artículo 1 del Decreto 668 de 1989**, señala que la matrícula mercantil de los comerciantes y de los establecimientos de comercio debe **renovarse en el período comprendido entre el primero (1) de enero y el treinta y uno (31) de marzo de cada año**.



CLASIFICACIÓN DE LOS REGISTROS

CLASIFICACIÓN DE LOS REGISTROS

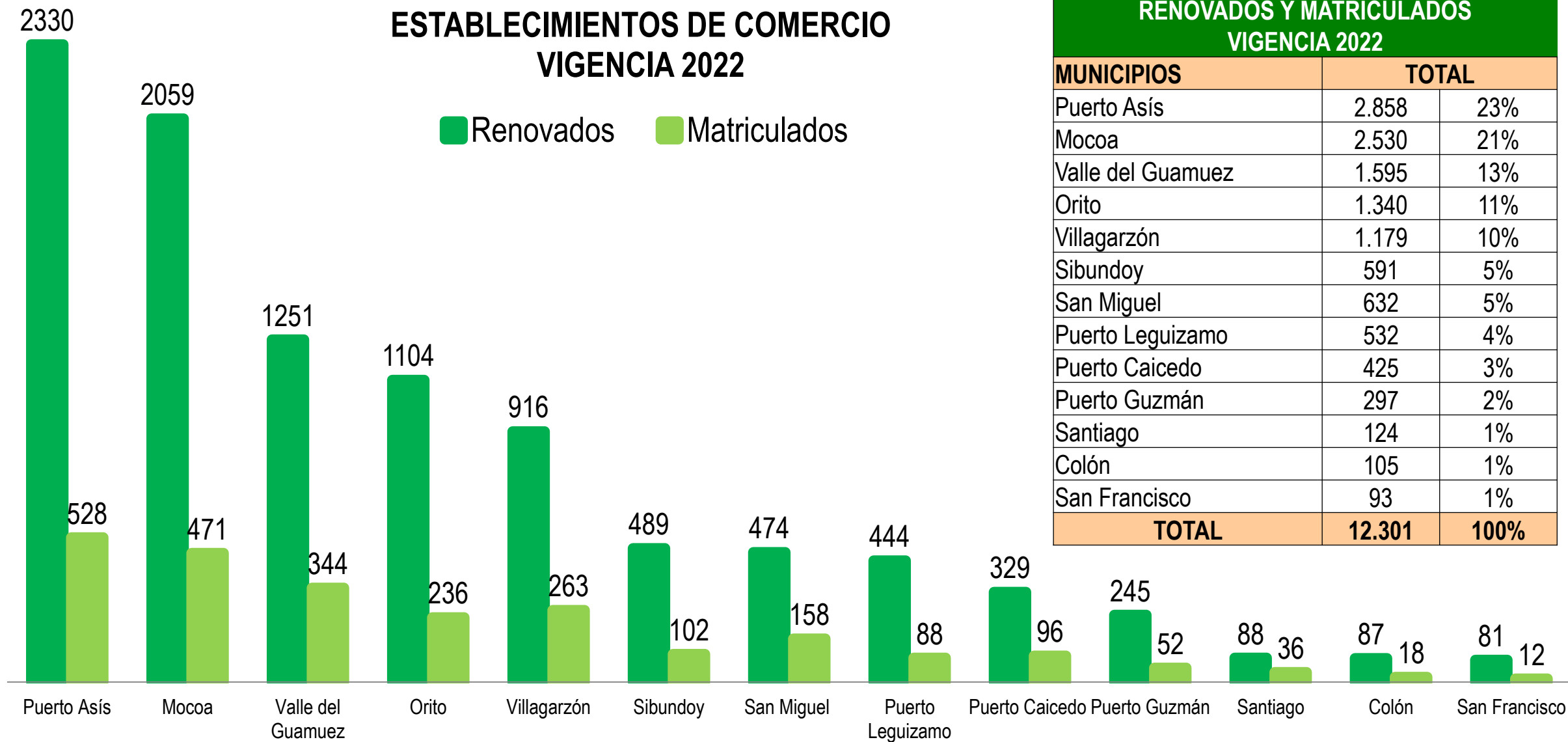
**Personas
Jurídicas
Mercantiles
«1.620»**

| CLASIFICACIÓN DE LOS REGISTROS VIGENCIA 2022 | | | | | | |
|---|---------------|-------------|--------------|-------------|---------------|-------------|
| DESCRIPCION | RENOVACIONES | | MATRICULAS | | TOTAL | |
| Establecimientos de Comercio | 9.897 | 44% | 2.404 | 42% | 12.301 | 44% |
| Personas Naturales | 9.154 | 41% | 2.598 | 46% | 11.752 | 42% |
| Entidades sin Ánimo de Lucro | 1.199 | 5% | 135 | 2% | 1.334 | 5% |
| Registro de Proponentes | 333 | 1% | 134 | 2% | 467 | 2% |
| Registro Nacional de Turismo | 327 | 1% | 98 | 2% | 425 | 2% |
| Registro Juegos de Azar | 71 | 0% | 34 | 1% | 105 | 0% |
| Agrarias de Transformación | 2 | 0% | 0 | 0% | 2 | 0% |
| Sociedad por Acciones Simplificadas | 1.265 | 6% | 250 | 4% | 1.515 | 5% |
| Sociedad Limitada | 51 | 0% | 1 | 0% | 52 | 0% |
| Empresa Unipersonal | 21 | 0% | 2 | 0% | 23 | 0% |
| Sociedad Anónima | 0 | 0% | 22 | 0% | 22 | 0% |
| Comandita por Acciones | 1 | 0% | 0 | 0% | 1 | 0% |
| Empresa Asociativa de Trabajo | 5 | 0% | 0 | 0% | 5 | 0% |
| TOTAL | 22.326 | 100% | 5.678 | 100% | 28.004 | 100% |

ESTABLECIMIENTOS DE COMERCIO

CLASIFICACIÓN DE LOS REGISTROS ESTABLECIMIENTOS DE COMERCIO VIGENCIA 2022

■ Renovados ■ Matriculados



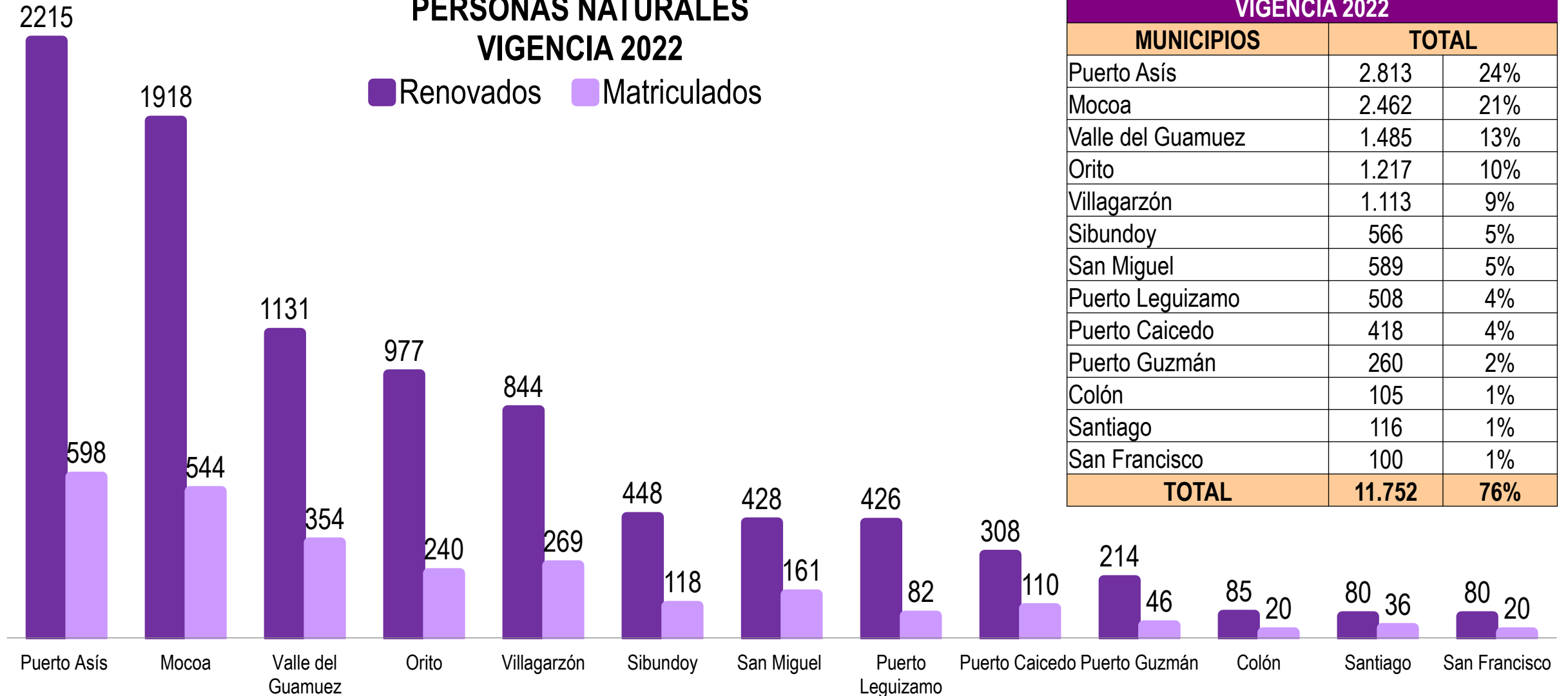
ESTABLECIMIENTOS DE COMERCIO RENOVADOS Y MATRICULADOS VIGENCIA 2022

| MUNICIPIOS | TOTAL | |
|-------------------|---------------|-------------|
| Puerto Asís | 2.858 | 23% |
| Mocoa | 2.530 | 21% |
| Valle del Guamuez | 1.595 | 13% |
| Orito | 1.340 | 11% |
| Villagarzón | 1.179 | 10% |
| Sibundoy | 591 | 5% |
| San Miguel | 632 | 5% |
| Puerto Leguizamo | 532 | 4% |
| Puerto Caicedo | 425 | 3% |
| Puerto Guzmán | 297 | 2% |
| Santiago | 124 | 1% |
| Colón | 105 | 1% |
| San Francisco | 93 | 1% |
| TOTAL | 12.301 | 100% |

PERSONAS NATURALES

CLASIFICACIÓN DE LOS REGISTROS PERSONAS NATURALES VIGENCIA 2022

■ Renovados ■ Matriculados

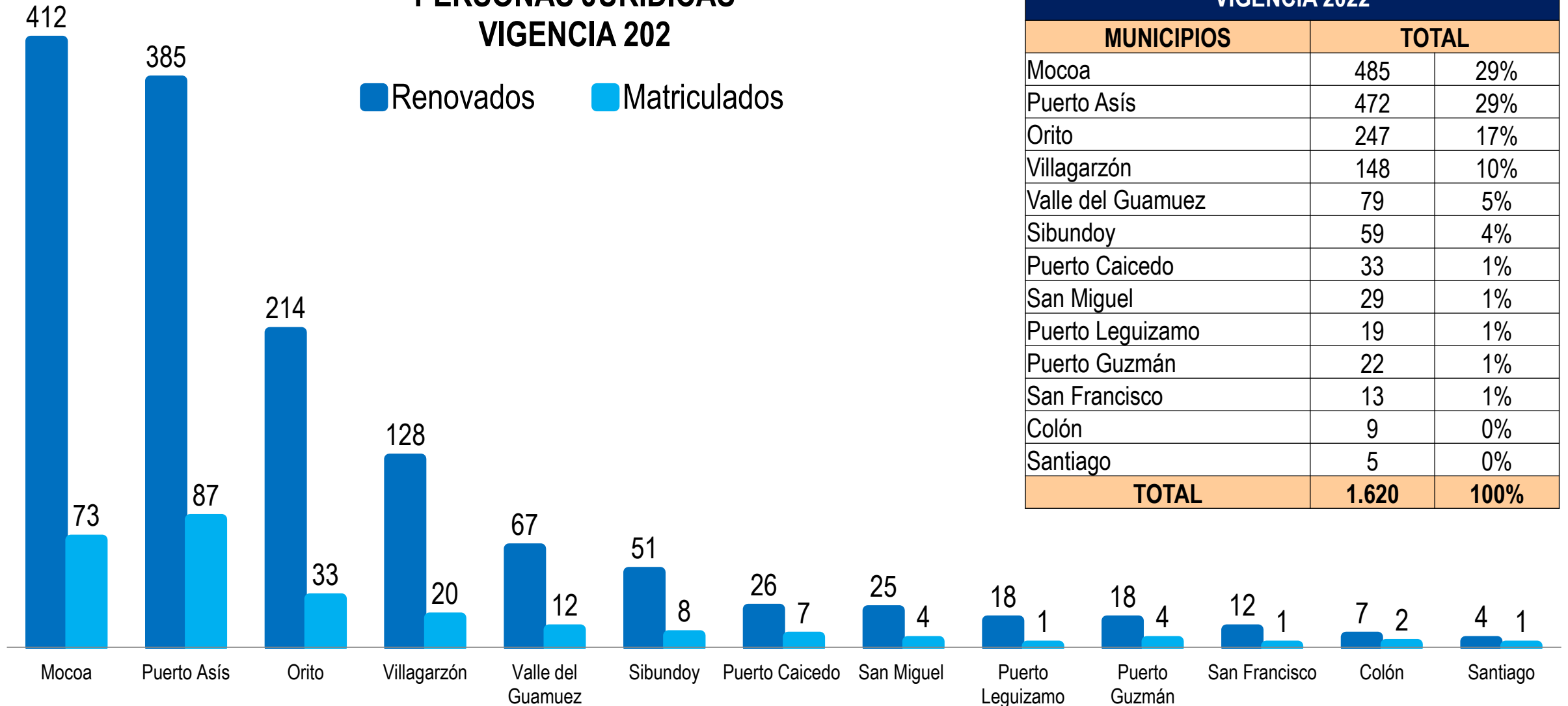


| PERSONAS NATURALES RENOVADOS Y MATRICULADOS VIGENCIA 2022 | | |
|---|---------------|------------|
| MUNICIPIOS | TOTAL | |
| Puerto Asís | 2.813 | 24% |
| Mocoa | 2.462 | 21% |
| Valle del Guamuez | 1.485 | 13% |
| Orito | 1.217 | 10% |
| Villagarzón | 1.113 | 9% |
| Sibundoy | 566 | 5% |
| San Miguel | 589 | 5% |
| Puerto Leguizamo | 508 | 4% |
| Puerto Caicedo | 418 | 4% |
| Puerto Guzmán | 260 | 2% |
| Colón | 105 | 1% |
| Santiago | 116 | 1% |
| San Francisco | 100 | 1% |
| TOTAL | 11.752 | 76% |

PERSONAS JURÍDICAS

CLASIFICACIÓN DE LOS REGISTROS PERSONAS JURÍDICAS VIGENCIA 202

■ Renovados ■ Matriculados



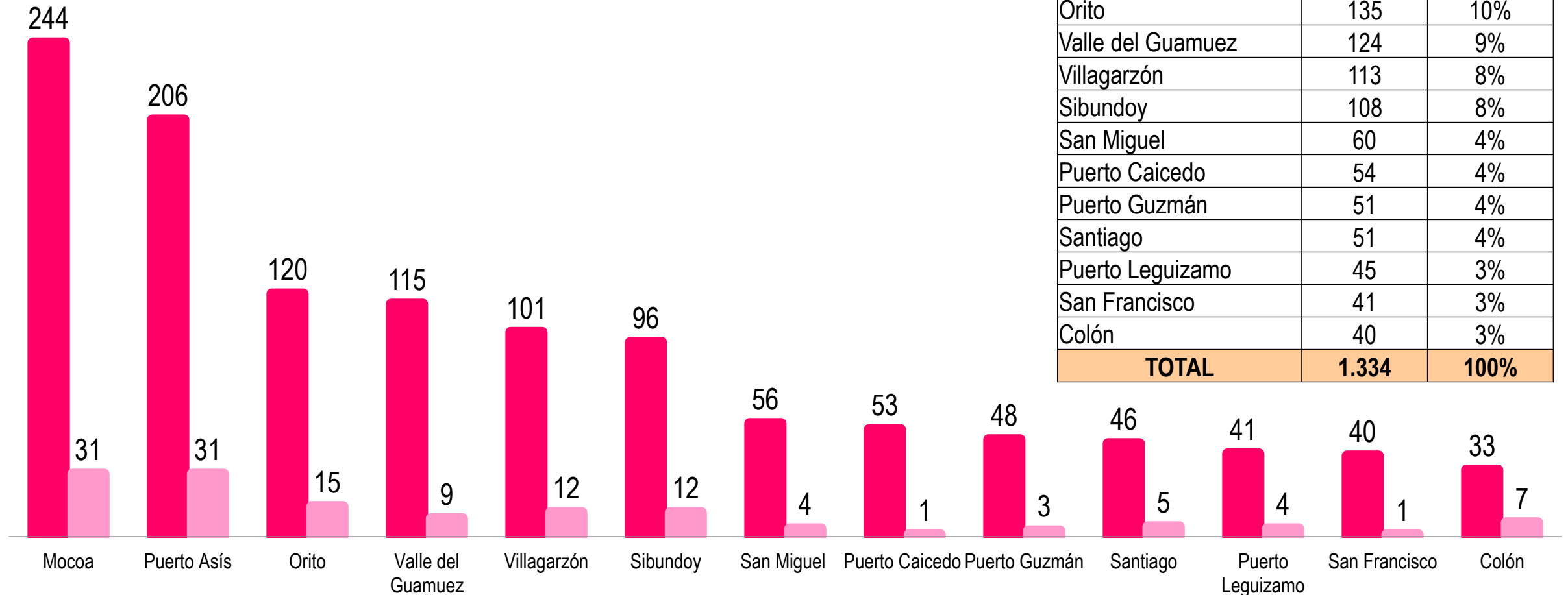
PERSONAS JURÍDICAS RENOVADOS Y MATRICULADOS VIGENCIA 2022

| MUNICIPIOS | TOTAL | |
|-------------------|--------------|-------------|
| Mocoa | 485 | 29% |
| Puerto Asís | 472 | 29% |
| Orito | 247 | 17% |
| Villagarzón | 148 | 10% |
| Valle del Guamuez | 79 | 5% |
| Sibundoy | 59 | 4% |
| Puerto Caicedo | 33 | 1% |
| San Miguel | 29 | 1% |
| Puerto Leguizamo | 19 | 1% |
| Puerto Guzmán | 22 | 1% |
| San Francisco | 13 | 1% |
| Colón | 9 | 0% |
| Santiago | 5 | 0% |
| TOTAL | 1.620 | 100% |

ENTIDADES SIN ÁNIMO DE LUCRO

CLASIFICACIÓN DE LOS REGISTROS ENTIDADES SIN ÁNIMO DE LUCRO VIGENCIA 2022

■ Renovados ■ Matriculados

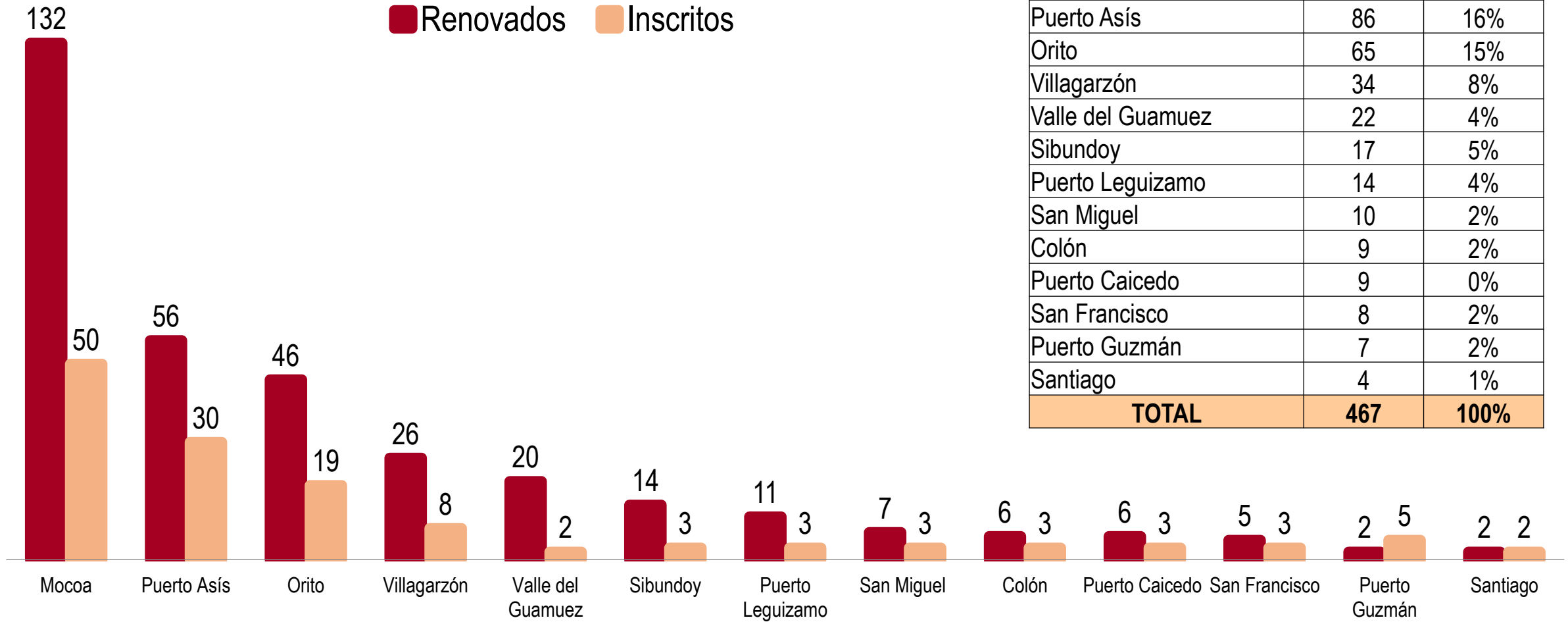


| ENTIDADES SIN ÁNIMO DE LUCRO RENOVADOS Y MATRICULADOS VIGENCIA 2022 | | |
|---|--------------|-------------|
| MUNICIPIOS | TOTAL | |
| Mocoa | 275 | 21% |
| Puerto Asís | 237 | 18% |
| Orito | 135 | 10% |
| Valle del Guamuez | 124 | 9% |
| Villagarzón | 113 | 8% |
| Sibundoy | 108 | 8% |
| San Miguel | 60 | 4% |
| Puerto Caicedo | 54 | 4% |
| Puerto Guzmán | 51 | 4% |
| Santiago | 51 | 4% |
| Puerto Leguizamo | 45 | 3% |
| San Francisco | 41 | 3% |
| Colón | 40 | 3% |
| TOTAL | 1.334 | 100% |

PROPONENTES

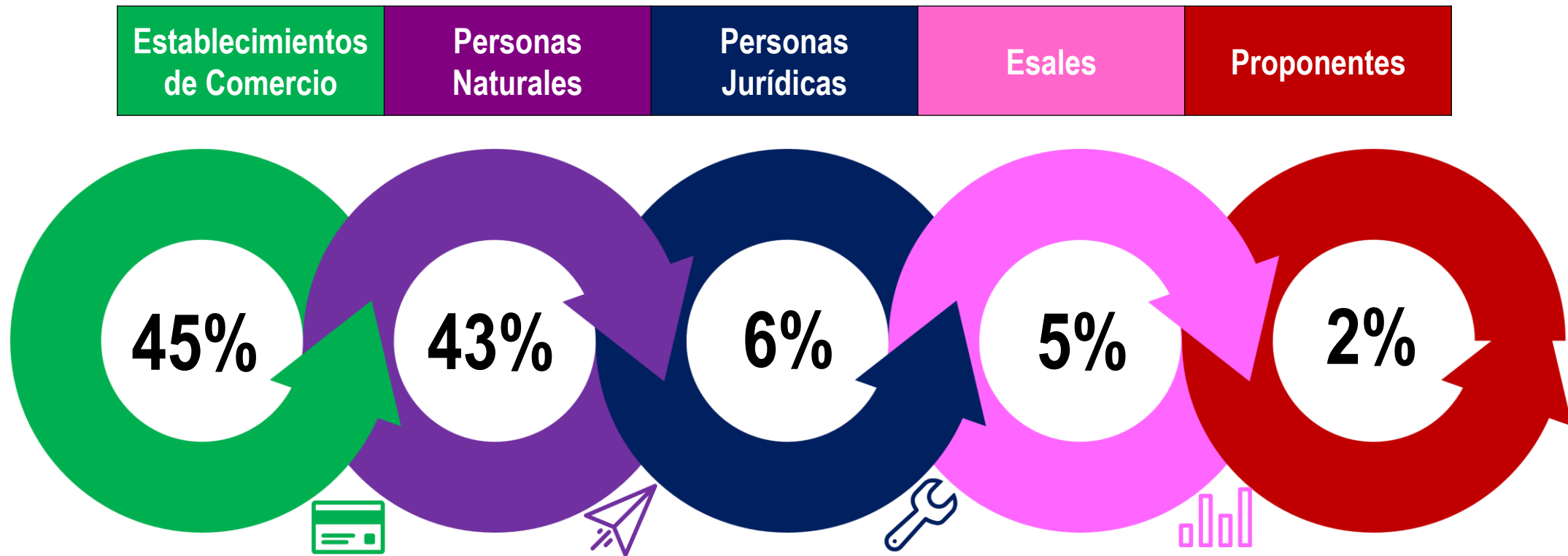
CLASIFICACIÓN DE LOS REGISTROS PROPONENTES VIGENCIA 2022

■ Renovados ■ Inscritos



| PROPONENTES RENOVADOS E INSCRITOS VIGENCIA 2022 | | |
|---|------------|-------------|
| MUNICIPIOS | TOTAL | |
| Mocoa | 182 | 41% |
| Puerto Asís | 86 | 16% |
| Orito | 65 | 15% |
| Villagarzón | 34 | 8% |
| Valle del Guamuez | 22 | 4% |
| Sibundoy | 17 | 5% |
| Puerto Leguizamo | 14 | 4% |
| San Miguel | 10 | 2% |
| Colón | 9 | 2% |
| Puerto Caicedo | 9 | 0% |
| San Francisco | 8 | 2% |
| Puerto Guzmán | 7 | 2% |
| Santiago | 4 | 1% |
| TOTAL | 467 | 100% |

CONSOLIDADO DE LOS REGISTROS



Durante la vigencia 2022 se obtuvo un total de **27.474 Registros**, clasificados en: **Establecimientos de Comercio 12.301 (45%)** **Personas Naturales 11.752 (43%)**, **Personas Jurídicas 1.620 (6%)**, **Entidades sin ánimo de lucro 1.334 (5%)**, **Proponentes 467 (2%)**

27.474

CONSOLIDADO DE LOS REGISTROS POR MUNICIPIO VIGENCIA 2022

| MUNICIPIOS | Establecimientos de Comercio | | Personas Naturales | | Personas Jurídicas | | Esales | | Proponentes | | TOTAL | |
|-------------------|------------------------------|-------------|--------------------|-------------|--------------------|-------------|--------------|-------------|-------------|-------------|---------------|-------------|
| | | | | | | | | | | | | |
| Puerto Asís | 2858 | 23% | 2.813 | 24% | 472 | 29% | 237 | 18% | 86 | 18% | 6.466 | 24% |
| Mocoa | 2530 | 21% | 2.462 | 21% | 485 | 30% | 275 | 21% | 182 | 39% | 5.934 | 22% |
| Valle del Guamuez | 1595 | 13% | 1.485 | 13% | 79 | 5% | 124 | 9% | 22 | 5% | 3.305 | 12% |
| Orito | 1340 | 11% | 1.217 | 10% | 247 | 15% | 135 | 10% | 65 | 14% | 3.004 | 11% |
| Villagarzón | 1179 | 10% | 1.113 | 9% | 148 | 9% | 113 | 8% | 34 | 7% | 2.587 | 9% |
| Sibundoy | 591 | 5% | 566 | 5% | 59 | 4% | 108 | 8% | 17 | 4% | 1.341 | 5% |
| San Miguel | 632 | 5% | 589 | 5% | 29 | 2% | 60 | 4% | 10 | 2% | 1.320 | 5% |
| Puerto Leguizamo | 532 | 4% | 508 | 4% | 19 | 1% | 45 | 3% | 14 | 3% | 1.118 | 4% |
| Puerto Caicedo | 425 | 3% | 418 | 4% | 33 | 2% | 54 | 4% | 9 | 2% | 939 | 3% |
| Puerto Guzmán | 297 | 2% | 260 | 2% | 22 | 1% | 51 | 4% | 7 | 1% | 637 | 2% |
| Santiago | 124 | 1% | 116 | 1% | 5 | 0% | 51 | 4% | 4 | 1% | 300 | 1% |
| Colón | 105 | 1% | 105 | 1% | 9 | 1% | 40 | 3% | 9 | 2% | 268 | 1% |
| San Francisco | 93 | 1% | 100 | 1% | 13 | 1% | 41 | 3% | 8 | 2% | 255 | 1% |
| TOTAL | 12.301 | 100% | 11.752 | 100% | 1.620 | 100% | 1.334 | 100% | 467 | 100% | 27.474 | 100% |

CONSOLIDADO DE LOS REGISTROS

- Ente Jurídico
- Tamaño



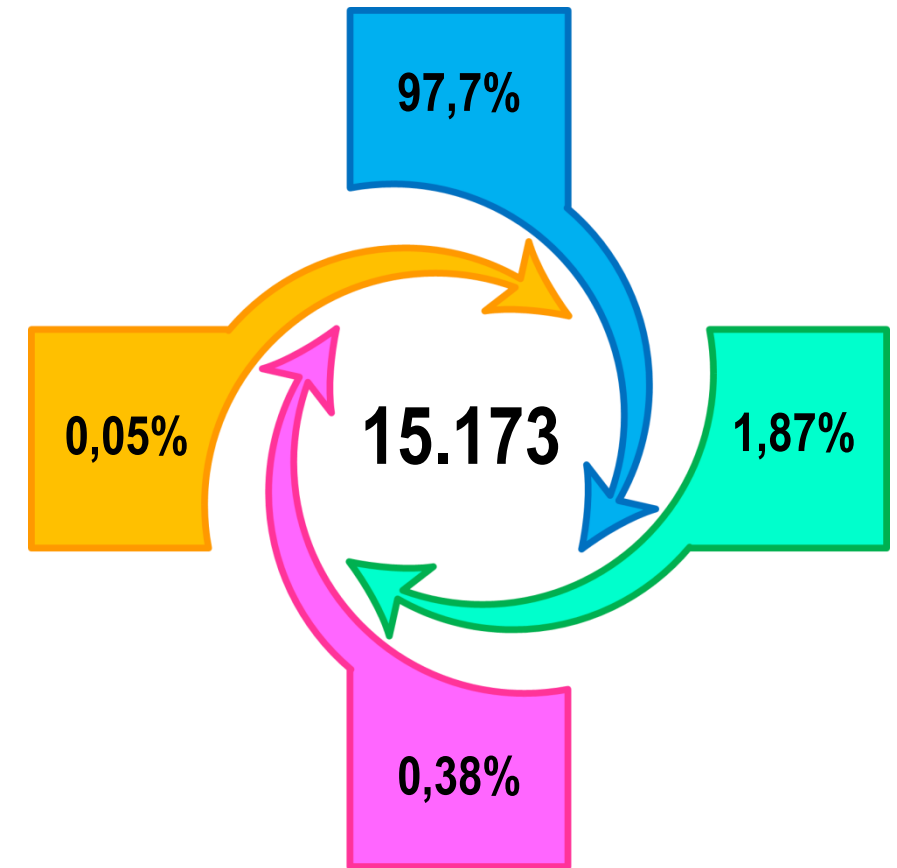
CONSOLIDADO ENTE JURÍDICO vs MUNICIPIO

CONSOLIDADO POR ENTE JURÍDICO vs MUNICIPIO VIGENCIA 2022

| ENTE JURIDICO - MUNICIPIO | MOCOCHA | PUERTO ASÍS | VALLE DEL GUAMUEZ | ORITO | PUERTO CAICEDO | PUERTO GUZMÁN | PUERTO LEGUIZAMO | SAN MIGUEL | VILLAGARZÓN | COLÓN | SAN FRANCISCO | SIBUNDOY | SANTIAGO | TOTAL | |
|---------------------------------------|---------|-------------|-------------------|-------|----------------|---------------|------------------|------------|-------------|-------|---------------|----------|----------|--------|--------|
| Persona Natural | 2462 | 2813 | 1485 | 1217 | 418 | 260 | 508 | 589 | 1113 | 105 | 100 | 566 | 116 | 11.752 | 42,77% |
| | 21% | 24% | 13% | 10% | 4% | 2% | 4% | 5% | 9% | 1% | 1% | 5% | 1% | 100% | |
| Entidad Sin Animo de Lucro | 275 | 237 | 124 | 135 | 54 | 51 | 45 | 60 | 113 | 40 | 41 | 108 | 51 | 1.334 | 4,86% |
| | 21% | 18% | 9% | 10% | 4% | 4% | 3% | 4% | 8% | 3% | 3% | 8% | 4% | 100% | |
| Establecimientos de Comercio | 2530 | 2858 | 1595 | 1340 | 425 | 297 | 532 | 632 | 1179 | 105 | 93 | 591 | 124 | 12.301 | 44,77% |
| | 21% | 23% | 13% | 11% | 3% | 2% | 4% | 5% | 10% | 1% | 1% | 5% | 1% | 100% | |
| Sociedades por Acciones Simplificadas | 439 | 455 | 72 | 238 | 32 | 18 | 19 | 26 | 143 | 7 | 10 | 50 | 6 | 1.515 | 5,51% |
| | 29% | 30% | 5% | 16% | 2% | 1% | 1% | 2% | 9% | 0% | 1% | 3% | 0% | 100% | |
| Sociedad Limitada | 24 | 10 | 3 | 7 | 0 | 3 | 0 | 0 | 2 | 0 | 1 | 2 | 0 | 52 | 0,19% |
| | 46% | 19% | 6% | 13% | 0% | 6% | 0% | 0% | 4% | 0% | 2% | 4% | 0% | 100% | |
| Empresa Unipersonal | 11 | 5 | 0 | 2 | 0 | 0 | 0 | 1 | 1 | 0 | 1 | 2 | 0 | 23 | 0,08% |
| | 48% | 22% | 0% | 9% | 0% | 0% | 0% | 4% | 4% | 0% | 4% | 9% | 0% | 100% | |
| Sociedad Anónima | 7 | 2 | 3 | 0 | 0 | 1 | 0 | 1 | 2 | 1 | 1 | 4 | 0 | 22 | 0,08% |
| | 32% | 9% | 14% | 0% | 0% | 5% | 0% | 5% | 9% | 5% | 5% | 18% | 0% | 100% | |
| Comandita por Acciones | 0 | 1 | 0 | 0 | 0 | 0 | 0 | 0 | 0 | 0 | 0 | 0 | 0 | 1 | 0,00% |
| | 0% | 100% | 0% | 0% | 0% | 0% | 0% | 0% | 0% | 0% | 0% | 0% | 0% | 100% | |
| Empresa Asociativa de Trabajo - EAT | 1 | 0 | 0 | 0 | 1 | 0 | 0 | 1 | 1 | 0 | 0 | 1 | 0 | 5 | 0,02% |
| | 20% | 0% | 0% | 0% | 20% | 0% | 0% | 20% | 20% | 0% | 0% | 20% | 0% | 100% | |
| Agrarias de Transformación | 1 | 0 | 1 | 0 | 0 | 0 | 0 | 0 | 0 | 0 | 0 | 0 | 0 | 2 | 0,01% |
| | 50% | 0% | 50% | 0% | 0% | 0% | 0% | 0% | 0% | 0% | 0% | 0% | 0% | 100% | |
| Proponentes | 182 | 86 | 22 | 65 | 9 | 7 | 14 | 10 | 34 | 9 | 8 | 17 | 4 | 467 | 1,70% |
| | 39% | 18% | 5% | 14% | 2% | 1% | 3% | 2% | 7% | 2% | 2% | 4% | 1% | 100% | |
| TOTAL | 5.932 | 6.467 | 3.305 | 3.004 | 939 | 637 | 1.118 | 1.320 | 2.588 | 267 | 255 | 1.341 | 301 | 27.474 | 100% |
| | 22% | 24% | 12% | 11% | 3% | 2% | 4% | 5% | 9% | 1% | 1% | 5% | 1% | 100% | |

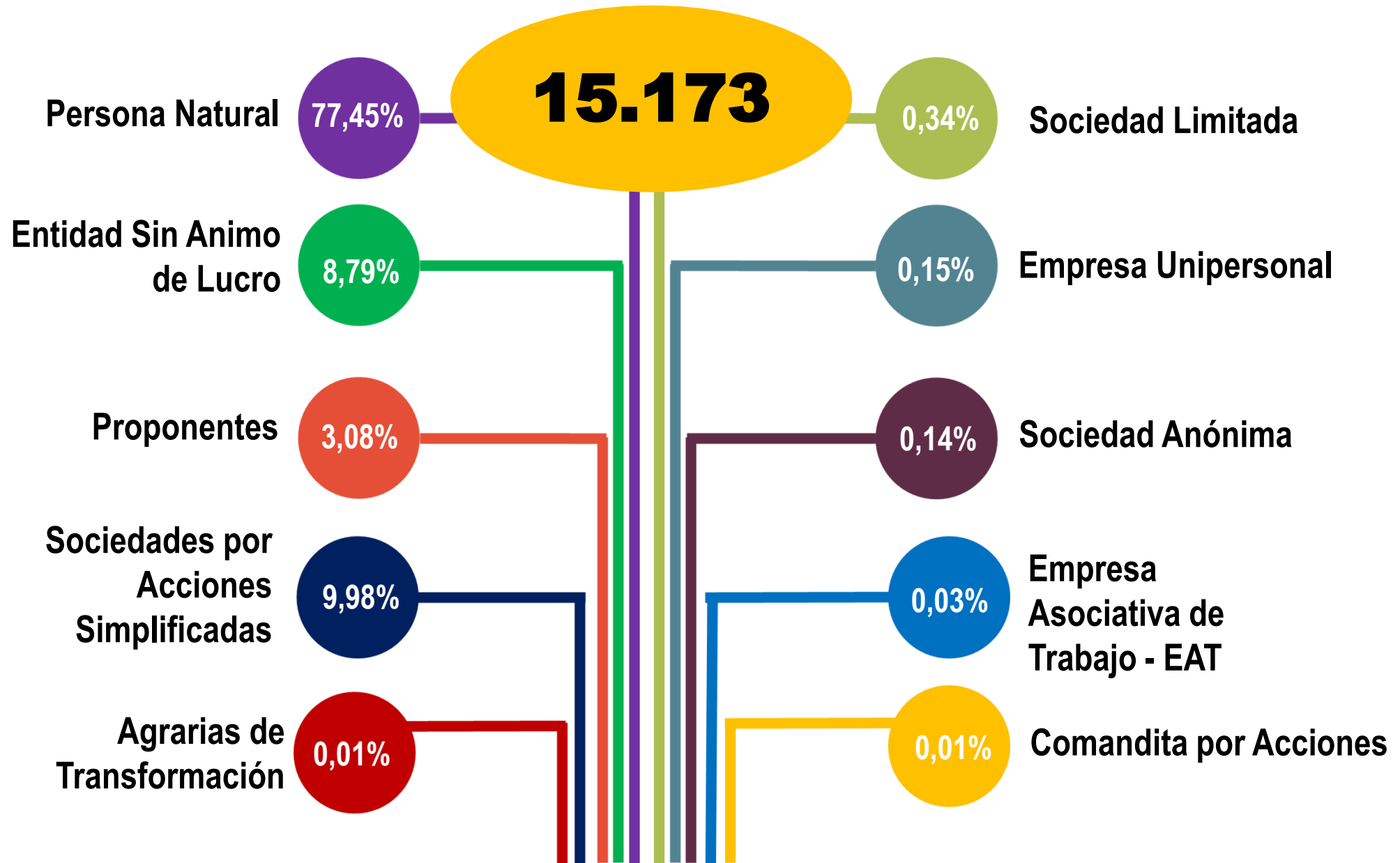
CONSOLIDADO ENTE JURÍDICO vs TAMAÑO

| CLASIFICACIÓN - VIGENCIA 2022 ENTE JURÍDICO vs TAMAÑO | | | | | | |
|--|---------------|------------|-----------|----------|---------------|-------------|
| ENTE JURIDICO - TAMAÑO | MICROEMPRESA | PEQUEÑA | MEDIANA | GRANDE | TOTAL | |
| Persona Natural | 11.689 | 60 | 3 | 0 | 11.752 | 77,45% |
| Entidad sin Ánimo de Lucro | 1.312 | 17 | 4 | 1 | 1.334 | 8,79% |
| Proponentes | 373 | 76 | 17 | 0 | 467 | 3,08% |
| Agrarias de Transformación | 2 | 0 | 0 | 0 | 2 | 0,01% |
| Sociedades por Acciones Simplificadas | 1.359 | 126 | 27 | 3 | 1.515 | 9,98% |
| Sociedad Limitada | 40 | 7 | 5 | 0 | 52 | 0,34% |
| Empresa Unipersonal | 22 | 0 | 0 | 1 | 23 | 0,15% |
| Sociedad Anónima | 14 | 4 | 2 | 2 | 22 | 0,14% |
| Sociedad Comandita por Acciones | 1 | 0 | 0 | 0 | 1 | 0,01% |
| Empresa Asociativa de Trabajo - EAT | 5 | 0 | 0 | 0 | 5 | 0,03% |
| TOTAL | 14.824 | 283 | 58 | 7 | 15.173 | 100% |



Nota: En la consolidación de tamaño por Ente Jurídico no se relacionan a los 12.301 establecimientos de comercio.

CONSOLIDADO ENTE JURÍDICO vs MUNICIPIO

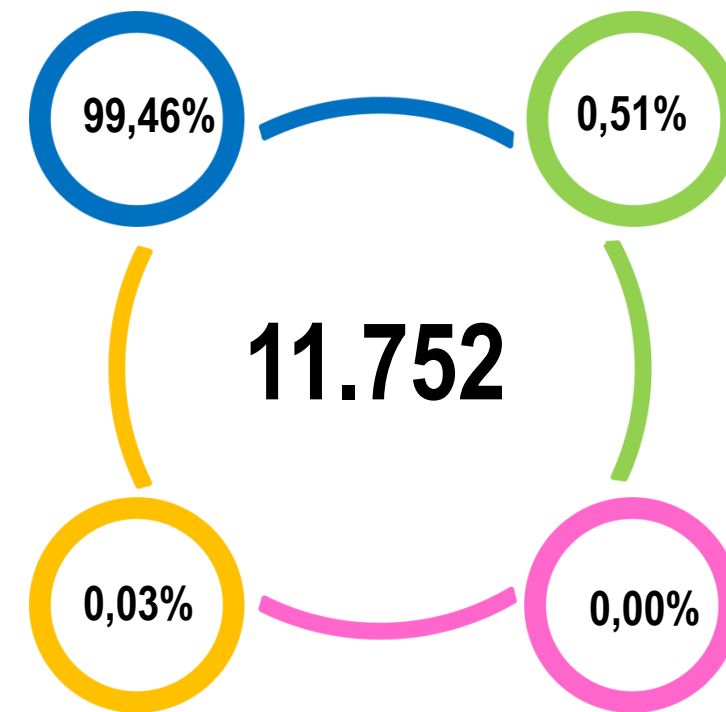


CONSOLIDADO TAMAÑO: PERSONAS NATURALES vs MUNICIPIO

CONSOLIDADO POR TAMAÑO – VIGENCIA 2022

PERSONAS NATURALES vs MUNICIPIO

| MUNICIPIOS / TAMAÑO | MICROEMPRESA | | PEQUEÑA | | MEDIANA | | GRANDE | | TOTAL | |
|---------------------|---------------|-------------|-----------|-------------|----------|-------------|----------|-----------|---------------|-------------|
| Puerto Asís | 2.798 | 24% | 14 | 23% | 1 | 33% | 0 | 0% | 2.813 | 24% |
| Mocoa | 2.445 | 21% | 17 | 28% | 1 | 33% | 0 | 0% | 2.463 | 21% |
| Orito | 1.208 | 10% | 7 | 12% | 1 | 33% | 0 | 0% | 1.216 | 10% |
| Valle del Guamuez | 1.478 | 13% | 8 | 13% | 0 | 0% | 0 | 0% | 1.486 | 13% |
| Villagarzón | 1.107 | 9% | 5 | 8% | 0 | 0% | 0 | 0% | 1.112 | 9% |
| Puerto Leguizamo | 506 | 4% | 2 | 3% | 0 | 0% | 0 | 0% | 508 | 4% |
| Sibundoy | 565 | 5% | 0 | 0% | 0 | 0% | 0 | 0% | 565 | 5% |
| San Miguel | 586 | 5% | 4 | 7% | 0 | 0% | 0 | 0% | 590 | 5% |
| Puerto Caicedo | 417 | 4% | 1 | 2% | 0 | 0% | 0 | 0% | 418 | 4% |
| Puerto Guzmán | 258 | 2% | 2 | 3% | 0 | 0% | 0 | 0% | 260 | 2% |
| Colón | 105 | 1% | 0 | 0% | 0 | 0% | 0 | 0% | 105 | 1% |
| Santiago | 116 | 1% | 0 | 0% | 0 | 0% | 0 | 0% | 116 | 1% |
| San Francisco | 100 | 1% | 0 | 0% | 0 | 0% | 0 | 0% | 100 | 1% |
| TOTAL | 11.689 | 100% | 60 | 100% | 3 | 100% | 0 | 0% | 11.752 | 100% |



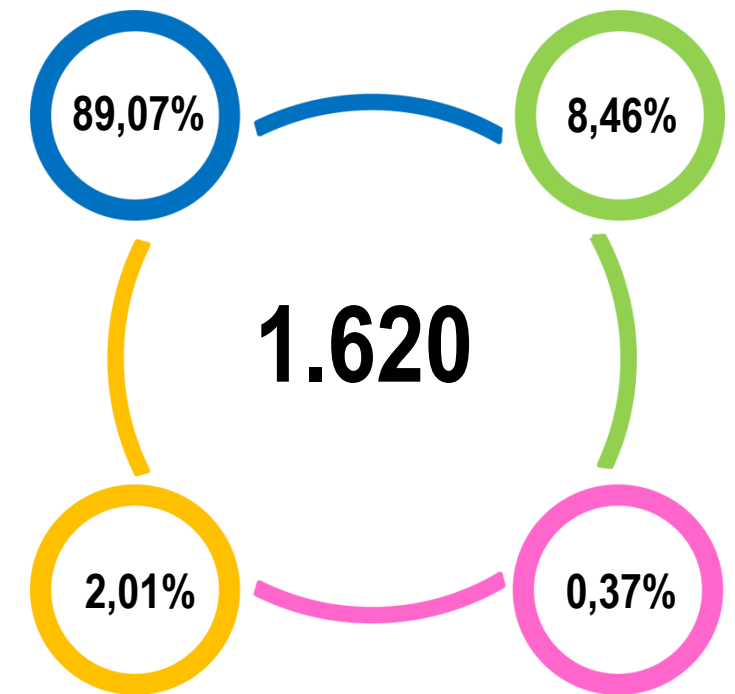
Durante la vigencia 2022 se obtuvo un total de **11.752 Personas Naturales**, clasificadas en los siguientes tamaños: **Micro 11.689 (99,46%)**, **pequeñas 60 (0,510%)**, **medianas 3 (0,03%)**, **grandes 0 (0,00%)**.

CONSOLIDADO TAMAÑO: PERSONAS JURÍDICAS vs MUNICIPIO

CONSOLIDADO POR TAMAÑO – VIGENCIA 2022

PERSONAS JURÍDICA vs MUNICIPIO

| MUNICIPIOS / TAMAÑO | MICROEMPRESA | | PEQUEÑA | | MEDIANA | | GRANDE | | TOTAL | |
|---------------------|--------------|-------------|------------|-------------|-----------|-------------|----------|-------------|--------------|-------------|
| | Cantidad | % | Cantidad | % | Cantidad | % | Cantidad | % | Cantidad | % |
| Mocoa | 433 | 30% | 37 | 27% | 10 | 29% | 3 | 50% | 483 | 30% |
| Puerto Asís | 415 | 29% | 48 | 35% | 9 | 26% | 2 | 33% | 474 | 29% |
| Orito | 215 | 15% | 23 | 17% | 8 | 24% | 1 | 17% | 247 | 15% |
| Villagarzón | 134 | 9% | 11 | 8% | 4 | 12% | 0 | 0% | 149 | 9% |
| Valle del Guamuez | 67 | 5% | 10 | 7% | 1 | 3% | 0 | 0% | 78 | 5% |
| Sibundoy | 58 | 4% | 0 | 0% | 1 | 3% | 0 | 0% | 59 | 4% |
| Puerto Caicedo | 30 | 2% | 3 | 2% | 0 | 0% | 0 | 0% | 33 | 2% |
| Puerto Leguizamo | 19 | 1% | 0 | 0% | 0 | 0% | 0 | 0% | 19 | 1% |
| San Miguel | 24 | 2% | 5 | 4% | 0 | 0% | 0 | 0% | 29 | 2% |
| Puerto Guzmán | 21 | 1% | 0 | 0% | 1 | 3% | 0 | 0% | 22 | 1% |
| San Francisco | 13 | 1% | 0 | 0% | 0 | 0% | 0 | 0% | 13 | 1% |
| Colón | 8 | 1% | 0 | 0% | 0 | 0% | 0 | 0% | 8 | 0% |
| Santiago | 6 | 0% | 0 | 0% | 0 | 0% | 0 | 0% | 6 | 0% |
| TOTAL | 1.443 | 100% | 137 | 100% | 34 | 100% | 6 | 100% | 1.620 | 100% |

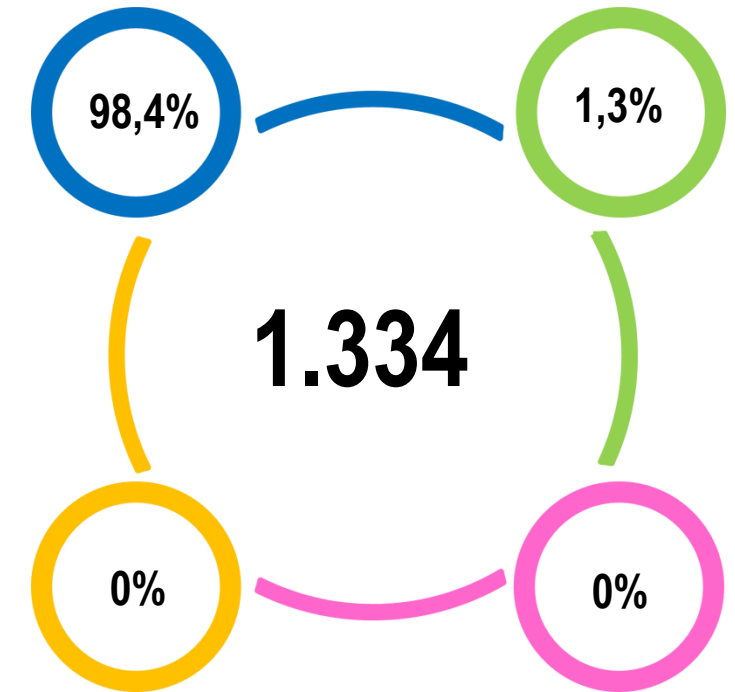


Durante la vigencia 2022 se obtuvo un total de **1.620 Personas Jurídicas**, clasificadas en los siguientes tamaños: **Micro 1.443 (89,07%)**, **pequeñas 137 (8,46%)**, **medianas 34 (2,10%)** y **grandes 6 (0,37%)**

CONSOLIDADO TAMAÑO: ESALES vs MUNICIPIO

CONSOLIDADO POR TAMAÑO – VIGENCIA 2022
ENTIDADES SIN ÁNIMO DE LUCRO vs MUNICIPIO

| MUNICIPIOS / TAMAÑO | MICROEMPRESA | | PEQUEÑA | | MEDIANA | | GRANDE | | TOTAL | |
|---------------------|--------------|-------------|-----------|-------------|----------|-------------|----------|-----------|--------------|-------------|
| Mocoa | 266 | 20% | 5 | 0% | 2 | 0% | 1 | 0% | 274 | 21% |
| Puerto Asís | 235 | 18% | 4 | 0% | 2 | 0% | 0 | 0% | 241 | 18% |
| Valle del Guamuez | 123 | 9% | 1 | 0% | 0 | 0% | 0 | 0% | 124 | 9% |
| Orito | 132 | 10% | 2 | 0% | 0 | 0% | 0 | 0% | 134 | 10% |
| Villagarzón | 112 | 9% | 1 | 0% | 0 | 0% | 0 | 0% | 113 | 8% |
| Sibundoy | 105 | 8% | 1 | 0% | 0 | 0% | 0 | 0% | 106 | 8% |
| Puerto Leguizamo | 45 | 3% | 0 | 0% | 0 | 0% | 0 | 0% | 45 | 3% |
| San Miguel | 58 | 4% | 2 | 0% | 0 | 0% | 0 | 0% | 60 | 4% |
| Puerto Guzmán | 51 | 4% | 0 | 0% | 0 | 0% | 0 | 0% | 51 | 4% |
| Puerto Caicedo | 53 | 4% | 0 | 0% | 0 | 0% | 0 | 0% | 53 | 4% |
| Santiago | 52 | 4% | 0 | 0% | 0 | 0% | 0 | 0% | 52 | 4% |
| San Francisco | 40 | 3% | 1 | 0% | 0 | 0% | 0 | 0% | 41 | 3% |
| Colón | 40 | 3% | 0 | 0% | 0 | 0% | 0 | 0% | 40 | 3% |
| TOTAL | 1.312 | 100% | 17 | 100% | 4 | 100% | 1 | 0% | 1.334 | 100% |

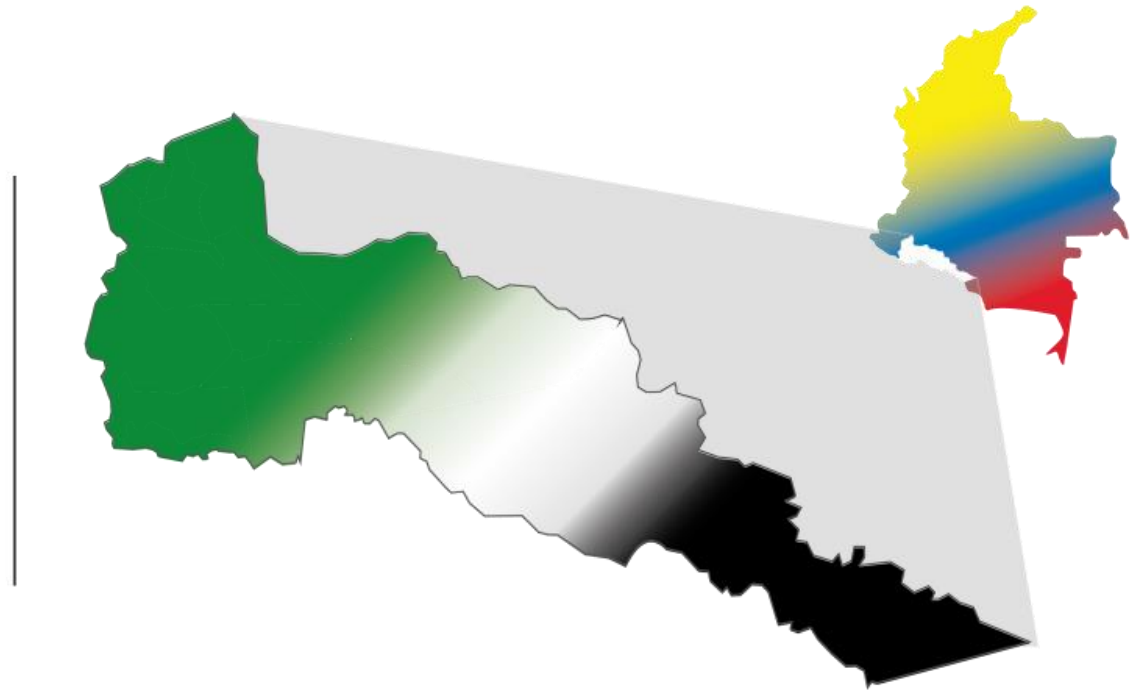


Durante la vigencia 2021 se obtuvo un total de **1.334 Entidades sin Ánimo de Lucro «ESALES»**, clasificadas en los siguientes tamaños: **Micro 1.312 (98,4%)**, **Pequeña 17 (1,3%)**, **Mediana 4 (0%)** y **Grande 1 (0%)**



COMPARATIVOS

2019 / 2020
2021 / 2022



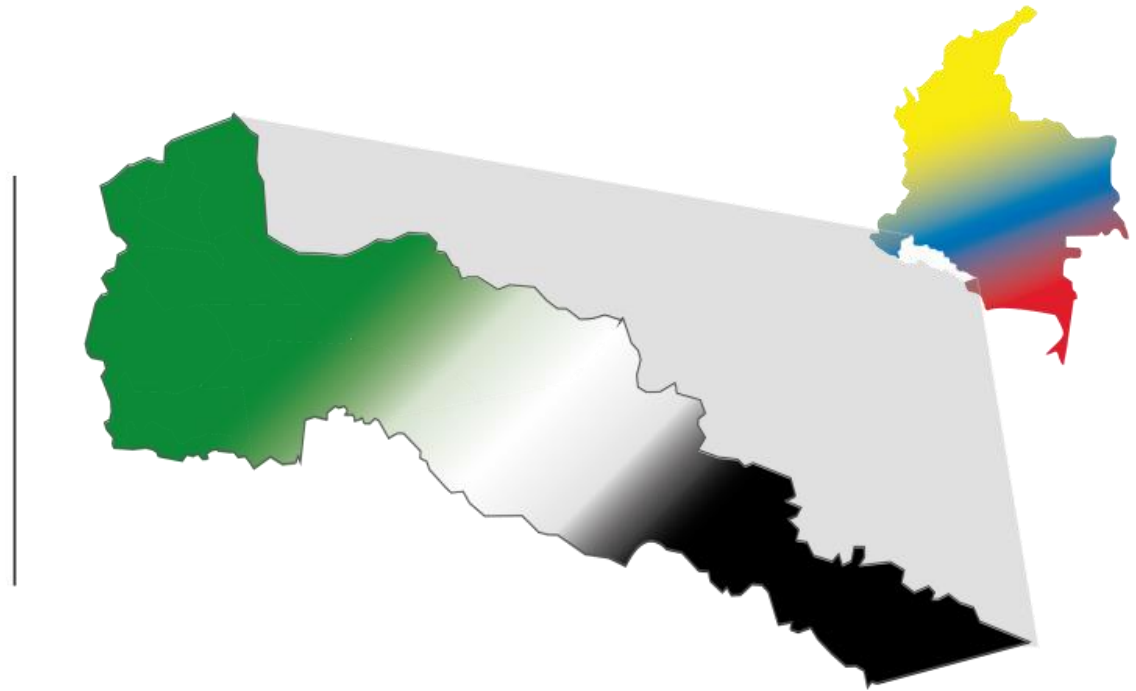
COMPARATIVO - CLASIFICACIÓN DE LOS REGISTROS VIGENCIAS VIGENCIAS 2019 - 2020 - 2021 -2022

| RENOVACIONES Y MATRICULAS | 2019 | 2020 | DIFERENCIA | | | 2020 | 2021 | DIFERENCIA | | | 2021 | 2022 | DIFERENCIA | | |
|---|--------------------|---------------|------------|------------|----------------|---------------|--------------|------------|--------------|----------------|---------------|---------------|------------|--------------|----------------|
| | Personas Naturales | 10.234 | 10.120 | -1% | -114 | Disminuyó | 10.120 | 10945 | 8% | 825 | Aumentó | 10.945 | 11.752 | 7% | 807 |
| Personas Jurídicas | 1.266 | 1.349 | 7% | 83 | Aumentó | 1.349 | 1556 | 15% | 207 | Aumentó | 1.556 | 1.620 | 4% | 64 | Aumentó |
| Establecimientos de Comercio | 10.329 | 10.534 | 2% | 205 | Aumentó | 10.534 | 11535 | 10% | 1001 | Aumentó | 11.535 | 12.301 | 7% | 766 | Aumentó |
| Entidades sin Ánimo de Lucro | 1.189 | 1.160 | -2% | -29 | Disminuyó | 1.160 | 1300 | 12% | 140 | Aumentó | 1.300 | 1.334 | 3% | 34 | Aumentó |
| Registro de Proponentes | 421 | 457 | 9% | 36 | Aumentó | 457 | 466 | 2% | 9 | Aumentó | 466 | 467 | 0% | 1 | Aumentó |
| Registro Nacional de Turismo | 309 | 629 | 104% | 320 | Aumentó | 629 | 373 | -41% | -256 | Disminuyó | 373 | 425 | 14% | 52 | Aumentó |
| Registro de Juegos de Suerte y Azar | 140 | 40 | -71% | -100 | Disminuyó | 40 | 125 | 213% | 85 | Aumentó | 125 | 105 | -16% | -20 | Disminuyó |
| Registro Entidades Operadores de Libranza | 7 | 6 | -14% | -1 | Disminuyó | 6 | 4 | -33% | -2 | Disminuyó | 4 | 0 | -100% | -4 | Disminuyó |
| TOTAL | 23.895 | 24.295 | 2% | 400 | Aumentó | 24.295 | 26304 | 8% | 2.009 | Aumentó | 26.304 | 28.004 | 6% | 1.700 | Aumentó |



CONSOLIDADO

❖ Sector
Código CIU



DESCRIPCIÓN DEL CODIGO CIU

- ❖ A: Agricultura, ganadería, caza, silvicultura y pesca
- ❖ B: Explotación de minas y canteras
- ❖ C: Industrias manufactureras
- ❖ D: Suministro de electricidad, gas, vapor y aire acondicionado
- ❖ E: Distribución de agua, evacuación y tratamiento de aguas residuales, gestión de desechos y actividades de saneamiento ambientales
- ❖ F: Construcción
- ❖ G: Comercio al por mayor y al por menor, reparación de vehículos automotores y motocicletas
- ❖ H: Transporte y almacenamiento
- ❖ I: Alojamiento y servicios de comida
- ❖ J: Información y comunicaciones
- ❖ K: Actividades financieras y de seguros
- ❖ L: Actividades inmobiliarias
- ❖ M: Actividades profesionales, científicas y técnicas
- ❖ N: Actividades de servicios administrativos y de apoyo
- ❖ O: Administración pública y defensa, planes de seguridad social de afiliación obligatoria
- ❖ P: Educación
- ❖ Q: Actividades de atención de la salud humana y de asistencia social
- ❖ R: Actividades artísticas, de entretenimiento y recreación
- ❖ S: Otras actividades de servicios
- ❖ T: Actividades de los hogares individuales en calidad de empleadores
- ❖ U: Actividades de organizaciones y entidades extraterritorial
- ❖ Z: No clasificado



**CÁMARA DE COMERCIO DEL
PUTUMAYO**
Por el Desarrollo Empresarial de la Región

**ESTABLECIMIENTOS DE COMERCIO
CARACTERIZADOS POR CODIGO CIU "SECTOR vs MUNICIPIO"
VIGENCIA 2022**

| MUNICIPIO CIU | Colón | Puerto Leguizamo | Mocoa | Orito | Puerto Asís | Puerto Caicedo | Puerto Guzmán | San Francisco | San Miguel | Santiago | Sibundoy | Valle del Guamuez | Villagarzón | TOTAL | |
|---------------|-------|------------------|-------|-------|-------------|----------------|---------------|---------------|------------|----------|----------|-------------------|-------------|--------|------|
| A | 3 | 5 | 14 | 11 | 29 | 4 | 4 | 1 | 4 | 1 | 2 | 12 | 9 | 99 | 1% |
| B | 0 | 0 | 1 | 10 | 6 | 0 | 0 | 0 | 0 | 0 | 1 | 3 | 7 | 28 | 0% |
| C | 9 | 31 | 188 | 113 | 232 | 35 | 21 | 13 | 37 | 6 | 34 | 94 | 78 | 891 | 7% |
| D | 0 | 1 | 3 | 2 | 3 | 2 | 3 | 0 | 1 | 0 | 1 | 2 | 4 | 22 | 0% |
| E | 1 | 3 | 10 | 22 | 7 | 2 | 2 | 0 | 1 | 0 | 2 | 3 | 8 | 61 | 0% |
| F | 2 | 4 | 42 | 49 | 39 | 1 | 3 | 1 | 4 | 2 | 6 | 8 | 18 | 179 | 1% |
| G | 45 | 330 | 1254 | 680 | 1535 | 236 | 163 | 49 | 394 | 79 | 319 | 960 | 601 | 6.645 | 54% |
| H | 3 | 11 | 54 | 37 | 66 | 9 | 5 | 2 | 12 | 2 | 10 | 31 | 27 | 269 | 2% |
| I | 22 | 97 | 395 | 217 | 481 | 79 | 68 | 13 | 104 | 23 | 113 | 261 | 241 | 2.114 | 17% |
| J | 0 | 5 | 51 | 9 | 45 | 5 | 0 | 4 | 4 | 0 | 10 | 22 | 11 | 166 | 1% |
| K | 3 | 3 | 38 | 11 | 30 | 0 | 1 | 0 | 5 | 0 | 9 | 17 | 2 | 119 | 1% |
| L | 0 | 0 | 8 | 2 | 13 | 1 | 1 | 0 | 0 | 0 | 4 | 4 | 6 | 39 | 0% |
| M | 4 | 4 | 79 | 29 | 57 | 5 | 3 | 3 | 3 | 2 | 14 | 27 | 27 | 257 | 2% |
| N | 3 | 5 | 109 | 30 | 51 | 4 | 4 | 3 | 5 | 0 | 8 | 22 | 30 | 274 | 2% |
| O | 0 | 0 | 3 | 2 | 2 | 0 | 0 | 0 | 1 | 0 | 0 | 1 | 0 | 9 | 0% |
| P | 0 | 0 | 14 | 11 | 18 | 0 | 0 | 0 | 0 | 0 | 3 | 8 | 7 | 61 | 0% |
| Q | 2 | 3 | 85 | 23 | 54 | 3 | 4 | 1 | 7 | 2 | 12 | 22 | 16 | 234 | 2% |
| R | 2 | 17 | 86 | 39 | 86 | 11 | 8 | 2 | 17 | 3 | 16 | 38 | 22 | 347 | 3% |
| S | 4 | 11 | 98 | 43 | 103 | 29 | 7 | 2 | 35 | 3 | 29 | 59 | 64 | 487 | 4% |
| T | 0 | 0 | 0 | 0 | 0 | 0 | 0 | 0 | 0 | 0 | 0 | 0 | 0 | 0 | 0% |
| U | 0 | 0 | 0 | 0 | 0 | 0 | 0 | 0 | 0 | 0 | 0 | 0 | 0 | 0 | 0% |
| Z | 0 | 0 | 0 | 0 | 0 | 0 | 0 | 0 | 0 | 0 | 0 | 0 | 0 | 0 | 0% |
| TOTAL | 103 | 530 | 2.532 | 1.340 | 2.857 | 426 | 297 | 94 | 634 | 123 | 593 | 1.594 | 1.178 | 12.301 | 100% |
| | 1% | 4% | 21% | 11% | 23% | 3% | 2% | 1% | 5% | 1% | 5% | 13% | 10% | 100% | |

**PERSONAS NATURALES
CARACTERIZADOS POR CODIGO CIU "SECTOR vs MUNICIPIO"
VIGENCIA 2022**

| MUNICIPIO CIU | Colón | Puerto Leguizamo | Mocoa | Orito | Puerto Asís | Puerto Caicedo | Puerto Guzmán | San Francisco | San Miguel | Santiago | Sibundoy | Valle del Guamuez | Villagarzón | TOTAL | |
|---------------|------------|------------------|--------------|--------------|--------------|----------------|---------------|---------------|------------|------------|------------|-------------------|--------------|---------------|-------------|
| A | 3 | 6 | 24 | 16 | 59 | 12 | 2 | 4 | 8 | 1 | 5 | 20 | 8 | 168 | 1% |
| B | 0 | 1 | 2 | 8 | 2 | 0 | 0 | 0 | 0 | 0 | 1 | 1 | 2 | 17 | 0% |
| C | 8 | 34 | 198 | 107 | 237 | 36 | 18 | 12 | 36 | 4 | 38 | 91 | 89 | 908 | 8% |
| D | 0 | 0 | 6 | 1 | 0 | 0 | 0 | 0 | 0 | 0 | 0 | 0 | 3 | 10 | 0% |
| E | 1 | 3 | 9 | 13 | 8 | 1 | 1 | 0 | 0 | 0 | 0 | 2 | 7 | 45 | 0% |
| F | 1 | 10 | 90 | 36 | 44 | 2 | 3 | 5 | 9 | 2 | 9 | 17 | 20 | 248 | 2% |
| G | 51 | 314 | 1222 | 632 | 1480 | 222 | 145 | 45 | 362 | 74 | 309 | 900 | 568 | 6.324 | 54% |
| H | 2 | 12 | 33 | 35 | 90 | 9 | 2 | 2 | 4 | 1 | 12 | 14 | 19 | 235 | 2% |
| I | 23 | 90 | 408 | 198 | 481 | 79 | 61 | 18 | 93 | 21 | 110 | 254 | 228 | 2.064 | 18% |
| J | 1 | 1 | 44 | 9 | 40 | 7 | 2 | 3 | 3 | 2 | 7 | 15 | 8 | 142 | 1% |
| K | 2 | 0 | 17 | 5 | 10 | 0 | 0 | 0 | 1 | 0 | 2 | 11 | 0 | 48 | 0% |
| L | 1 | 0 | 16 | 7 | 15 | 1 | 2 | 0 | 1 | 0 | 2 | 4 | 7 | 56 | 0% |
| M | 3 | 5 | 107 | 25 | 71 | 4 | 4 | 3 | 7 | 3 | 15 | 25 | 25 | 297 | 3% |
| N | 1 | 3 | 83 | 40 | 51 | 6 | 5 | 3 | 9 | 0 | 10 | 30 | 32 | 273 | 2% |
| O | 0 | 1 | 2 | 0 | 1 | 0 | 0 | 0 | 0 | 0 | 0 | 0 | 0 | 4 | 0% |
| P | 0 | 0 | 11 | 5 | 12 | 1 | 0 | 0 | 0 | 1 | 2 | 7 | 3 | 42 | 0% |
| Q | 0 | 1 | 40 | 7 | 36 | 0 | 2 | 0 | 7 | 1 | 8 | 11 | 14 | 127 | 1% |
| R | 3 | 16 | 61 | 31 | 68 | 13 | 5 | 3 | 16 | 2 | 10 | 27 | 14 | 269 | 2% |
| S | 5 | 11 | 90 | 41 | 108 | 25 | 8 | 2 | 34 | 4 | 25 | 57 | 65 | 475 | 4% |
| T | 0 | 0 | 0 | 0 | 0 | 0 | 0 | 0 | 0 | 0 | 0 | 0 | 0 | 0 | 0% |
| U | 0 | 0 | 0 | 0 | 0 | 0 | 0 | 0 | 0 | 0 | 0 | 0 | 0 | 0 | 0% |
| Z | 0 | 0 | 0 | 0 | 0 | 0 | 0 | 0 | 0 | 0 | 0 | 0 | 0 | 0 | 0% |
| TOTAL | 105 | 508 | 2.463 | 1.216 | 2.813 | 418 | 260 | 100 | 590 | 116 | 565 | 1.486 | 1.112 | 11.752 | 100% |
| | 1% | 4% | 21% | 10% | 24% | 4% | 2% | 1% | 5% | 1% | 5% | 13% | 9% | 100% | |

PERSONAS JURÍDICAS
CARACTERIZADOS POR CODIGO CIU "SECTOR vs MUNICIPIO"
VIGENCIA 2022

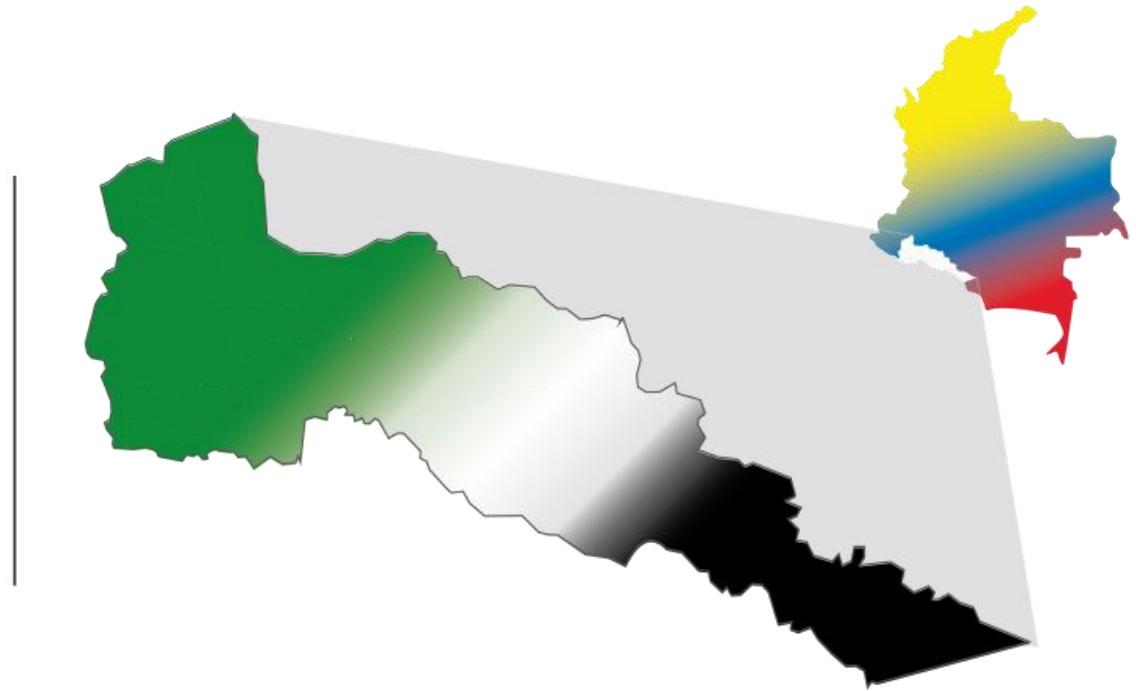
| MUNICIPIO CIU | Colón | Puerto Leguizamo | Mocoa | Orito | Puerto Asís | Puerto Caicedo | Puerto Guzmán | San Francisco | San Miguel | Santiago | Sibundoy | Valle del Guamuez | Villagarzón | TOTAL | |
|---------------|-------|------------------|-------|-------|-------------|----------------|---------------|---------------|------------|----------|----------|-------------------|-------------|-------|------|
| A | 1 | 0 | 7 | 4 | 23 | 4 | 1 | 1 | 1 | 1 | 6 | 2 | 4 | 55 | 3% |
| B | 0 | 0 | 3 | 8 | 3 | 0 | 0 | 0 | 0 | 1 | 0 | 3 | 7 | 25 | 2% |
| C | 0 | 0 | 33 | 22 | 34 | 0 | 0 | 3 | 1 | 0 | 5 | 2 | 20 | 120 | 7% |
| D | 0 | 1 | 3 | 2 | 2 | 0 | 2 | 1 | 0 | 0 | 1 | 0 | 1 | 13 | 1% |
| E | 1 | 0 | 14 | 8 | 12 | 6 | 1 | 1 | 3 | 0 | 5 | 2 | 7 | 60 | 4% |
| F | 0 | 1 | 69 | 82 | 74 | 5 | 4 | 1 | 5 | 3 | 7 | 12 | 36 | 299 | 18% |
| G | 2 | 7 | 132 | 43 | 99 | 10 | 4 | 2 | 13 | 0 | 8 | 23 | 26 | 369 | 23% |
| H | 0 | 1 | 16 | 16 | 30 | 4 | 6 | 1 | 1 | 1 | 2 | 8 | 13 | 99 | 6% |
| I | 1 | 1 | 23 | 7 | 25 | 1 | 0 | 0 | 1 | 0 | 2 | 1 | 6 | 68 | 4% |
| J | 1 | 2 | 18 | 5 | 21 | 0 | 2 | 0 | 1 | 0 | 8 | 4 | 4 | 66 | 4% |
| K | 0 | 0 | 12 | 0 | 6 | 0 | 0 | 0 | 0 | 0 | 0 | 2 | 0 | 20 | 1% |
| L | 0 | 0 | 10 | 1 | 18 | 0 | 0 | 1 | 0 | 0 | 1 | 0 | 1 | 32 | 2% |
| M | 0 | 2 | 62 | 23 | 55 | 2 | 0 | 1 | 1 | 0 | 4 | 12 | 11 | 173 | 11% |
| N | 2 | 2 | 26 | 10 | 16 | 1 | 0 | 0 | 0 | 0 | 0 | 0 | 8 | 65 | 4% |
| O | 0 | 0 | 0 | 0 | 0 | 0 | 0 | 0 | 0 | 0 | 0 | 1 | 1 | 2 | 0% |
| P | 0 | 0 | 7 | 1 | 12 | 0 | 1 | 1 | 1 | 0 | 2 | 0 | 1 | 26 | 2% |
| Q | 0 | 1 | 39 | 10 | 36 | 0 | 1 | 0 | 1 | 0 | 7 | 5 | 2 | 102 | 6% |
| R | 0 | 1 | 5 | 2 | 2 | 0 | 0 | 0 | 0 | 0 | 0 | 1 | 0 | 11 | 1% |
| S | 0 | 0 | 4 | 3 | 6 | 0 | 0 | 0 | 0 | 0 | 1 | 0 | 1 | 15 | 1% |
| T | 0 | 0 | 0 | 0 | 0 | 0 | 0 | 0 | 0 | 0 | 0 | 0 | 0 | 0 | 0% |
| U | 0 | 0 | 0 | 0 | 0 | 0 | 0 | 0 | 0 | 0 | 0 | 0 | 0 | 0 | 0% |
| Z | 0 | 0 | 0 | 0 | 0 | 0 | 0 | 0 | 0 | 0 | 0 | 0 | 0 | 0 | 0% |
| TOTAL | 8 | 19 | 483 | 247 | 474 | 33 | 22 | 13 | 29 | 6 | 59 | 78 | 149 | 1.620 | 100% |
| | 0% | 1% | 30% | 15% | 29% | 2% | 1% | 1% | 2% | 0% | 4% | 5% | 9% | 100% | |

**CONSOLIDADO ESTABLECIMIENTOS - PERSONAS NATURALES - PERSONA JURÍDICAS
CARACTERIZADOS POR CODIGO CIU "SECTOR vs MUNICIPIO"
VIGENCIA 2022**

| MUNICIPIO CIU | Colón | Puerto Leguizamo | Mocoa | Orito | Puerto Asís | Puerto Caicedo | Puerto Guzmán | San Francisco | San Miguel | Santiago | Sibundoy | Valle del Guamuez | Villagarzón | TOTAL | |
|---------------|-------|------------------|-------|-------|-------------|----------------|---------------|---------------|------------|----------|----------|-------------------|-------------|--------|------|
| A | 7 | 11 | 45 | 31 | 111 | 20 | 7 | 6 | 13 | 3 | 13 | 34 | 21 | 322 | 1% |
| B | 0 | 1 | 6 | 26 | 11 | 0 | 0 | 0 | 0 | 1 | 2 | 7 | 16 | 70 | 0% |
| C | 17 | 65 | 419 | 242 | 503 | 71 | 39 | 28 | 74 | 10 | 77 | 187 | 187 | 1.919 | 7% |
| D | 0 | 2 | 12 | 5 | 5 | 2 | 5 | 1 | 1 | 0 | 2 | 2 | 8 | 45 | 0% |
| E | 3 | 6 | 33 | 43 | 27 | 9 | 4 | 1 | 4 | 0 | 7 | 7 | 22 | 166 | 1% |
| F | 3 | 15 | 201 | 167 | 157 | 8 | 10 | 7 | 18 | 7 | 22 | 37 | 74 | 726 | 3% |
| G | 98 | 651 | 2.608 | 1.355 | 3.114 | 468 | 312 | 96 | 769 | 153 | 636 | 1.883 | 1.195 | 13.338 | 52% |
| H | 5 | 24 | 103 | 88 | 186 | 22 | 13 | 5 | 17 | 4 | 24 | 53 | 59 | 603 | 2% |
| I | 46 | 188 | 826 | 422 | 987 | 159 | 129 | 31 | 198 | 44 | 225 | 516 | 475 | 4.246 | 17% |
| J | 2 | 8 | 113 | 23 | 106 | 12 | 4 | 7 | 8 | 2 | 25 | 41 | 23 | 374 | 1% |
| K | 5 | 3 | 67 | 16 | 46 | 0 | 1 | 0 | 6 | 0 | 11 | 30 | 2 | 187 | 1% |
| L | 1 | 0 | 34 | 10 | 46 | 2 | 3 | 1 | 1 | 0 | 7 | 8 | 14 | 127 | 0% |
| M | 7 | 11 | 248 | 77 | 183 | 11 | 7 | 7 | 11 | 5 | 33 | 64 | 63 | 727 | 3% |
| N | 6 | 10 | 218 | 80 | 118 | 11 | 9 | 6 | 14 | 0 | 18 | 52 | 70 | 612 | 2% |
| O | 0 | 1 | 5 | 2 | 3 | 0 | 0 | 0 | 1 | 0 | 0 | 2 | 1 | 15 | 0% |
| P | 0 | 0 | 32 | 17 | 42 | 1 | 1 | 1 | 1 | 1 | 7 | 15 | 11 | 129 | 1% |
| Q | 2 | 5 | 164 | 40 | 126 | 3 | 7 | 1 | 15 | 3 | 27 | 38 | 32 | 463 | 2% |
| R | 5 | 34 | 152 | 72 | 156 | 24 | 13 | 5 | 33 | 5 | 26 | 66 | 36 | 627 | 2% |
| S | 9 | 22 | 192 | 87 | 217 | 54 | 15 | 4 | 69 | 7 | 55 | 116 | 130 | 977 | 4% |
| T | 0 | 0 | 0 | 0 | 0 | 0 | 0 | 0 | 0 | 0 | 0 | 0 | 0 | 0 | 0% |
| U | 0 | 0 | 0 | 0 | 0 | 0 | 0 | 0 | 0 | 0 | 0 | 0 | 0 | 0 | 0% |
| Z | 0 | 0 | 0 | 0 | 0 | 0 | 0 | 0 | 0 | 0 | 0 | 0 | 0 | 0 | 0% |
| TOTAL | 216 | 1.057 | 5.478 | 2.803 | 6.144 | 877 | 579 | 207 | 1.253 | 245 | 1.217 | 3.158 | 2.439 | 25.673 | 100% |
| | 1% | 4% | 21% | 11% | 24% | 3% | 2% | 1% | 5% | 1% | 5% | 12% | 10% | 100% | |



CANCELACIÓN DE LOS REGISTROS

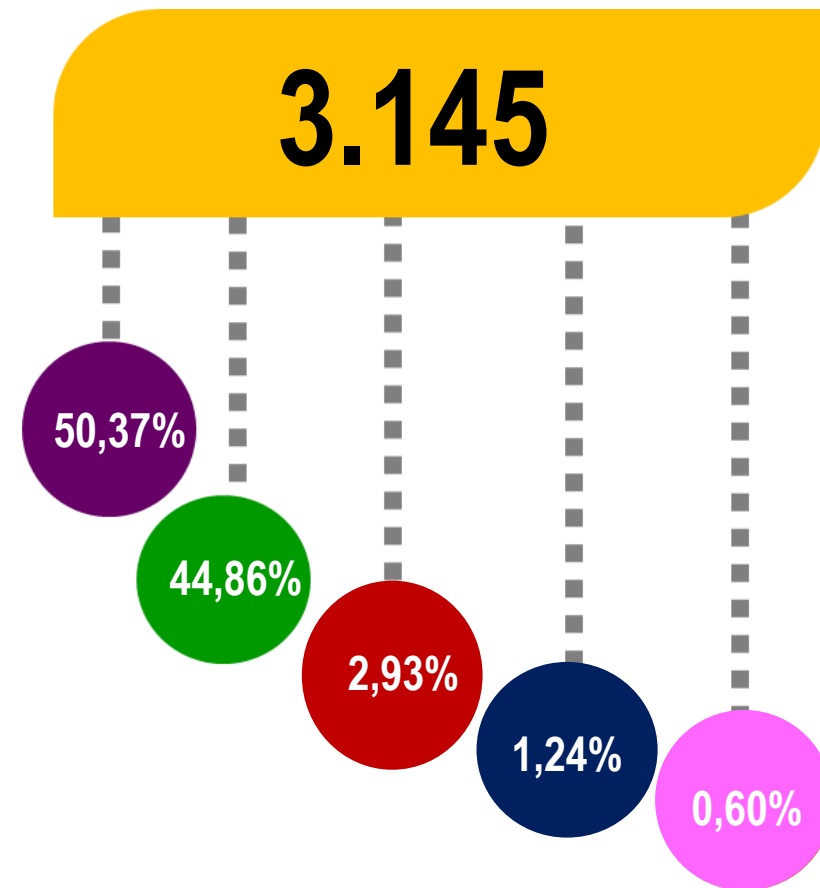


CANCELACIÓN DE LOS REGISTROS

MUNICIPIO vs ENTE JURÍDICO

CANCELACIONES DE LOS REGISTROS
MUNICIPIO VS ENTE JURÍDICO
VIGENCIA 2022

| MUNICIPIOS | Personas Naturales | | Establecimientos de Comercio | | Proponentes | | Personas Jurídicas | | Esales | | TOTAL | % |
|-------------------|--------------------|-------------|------------------------------|-------------|-------------|-------------|--------------------|-------------|-----------|-------------|--------------|-------------|
| Puerto Asís | 342 | 22% | 309 | 22% | 22 | 24% | 10 | 26% | 6 | 32% | 689 | 22% |
| Mocoa | 411 | 26% | 354 | 25% | 37 | 40% | 10 | 26% | 4 | 21% | 816 | 26% |
| Valle del Guamuez | 173 | 11% | 166 | 12% | 3 | 3% | 3 | 8% | 4 | 21% | 349 | 11% |
| Orito | 167 | 11% | 125 | 9% | 17 | 18% | 8 | 21% | 1 | 5% | 318 | 10% |
| Villagarzón | 153 | 10% | 160 | 11% | 4 | 4% | 1 | 3% | 0 | 0% | 318 | 10% |
| Sibundoy | 82 | 5% | 73 | 5% | 1 | 1% | 2 | 5% | 0 | 0% | 158 | 5% |
| Puerto Leguizamo | 95 | 6% | 80 | 6% | 5 | 5% | 0 | 0% | 0 | 0% | 180 | 6% |
| San Miguel | 47 | 3% | 49 | 3% | 0 | 0% | 1 | 3% | 0 | 0% | 97 | 3% |
| Puerto Caicedo | 34 | 2% | 29 | 2% | 1 | 1% | 2 | 5% | 3 | 16% | 69 | 2% |
| Puerto Guzmán | 18 | 1% | 20 | 1% | 1 | 1% | 1 | 3% | 0 | 0% | 40 | 1% |
| Colón | 21 | 1% | 16 | 1% | 1 | 1% | 0 | 0% | 0 | 0% | 38 | 1% |
| Santiago | 24 | 2% | 21 | 1% | 0 | 0% | 0 | 0% | 0 | 0% | 45 | 1% |
| San Francisco | 17 | 1% | 9 | 1% | 0 | 0% | 1 | 3% | 1 | 5% | 28 | 1% |
| TOTAL | 1.584 | 100% | 1.411 | 100% | 92 | 100% | 39 | 100% | 19 | 100% | 3.145 | 100% |



Durante la vigencia 2022 se obtuvo un total de **3.145 Cancelaciones**, clasificadas en: **Personas Naturales 1.584 (50,37%)**, **Establecimientos de Comercio 1.411 (44,86%)**, **Proponentes 92 (2,93%)**, **Personas Jurídicas 39 (1,24%)**, **Esales 19 (0,60%)**.

PERSONAS NATURALES – CANCELADAS
CARACTERIZADOS POR CODIGO CIU «SECTOR vs MUNICIPIO»
VIGENCIA 2022

| MUNICIPIO CIU | Colón | Puerto Leguizamo | Mocoa | Orito | Puerto Asís | Puerto Caicedo | Puerto Guzmán | San Francisco | San Miguel | Santiago | Sibundoy | Valle del Guamuez | Villagarzón | TOTAL | |
|---------------|-------|------------------|-------|-------|-------------|----------------|---------------|---------------|------------|----------|----------|-------------------|-------------|-------|------|
| A | 0 | 5 | 2 | 2 | 10 | 1 | 1 | 2 | 1 | 0 | 0 | 8 | 2 | 34 | 2% |
| B | 0 | 1 | 2 | 1 | 0 | 0 | 0 | 0 | 0 | 0 | 0 | 0 | 0 | 4 | 0% |
| C | 1 | 7 | 37 | 17 | 25 | 1 | 2 | 1 | 3 | 1 | 1 | 8 | 12 | 116 | 7% |
| D | 0 | 0 | 0 | 0 | 0 | 0 | 0 | 0 | 0 | 0 | 0 | 0 | 1 | 1 | 0% |
| E | 0 | 0 | 1 | 1 | 0 | 1 | 0 | 1 | 0 | 0 | 0 | 0 | 1 | 5 | 0% |
| F | 1 | 6 | 16 | 7 | 10 | 2 | 0 | 0 | 1 | 1 | 3 | 4 | 2 | 53 | 3% |
| G | 12 | 47 | 189 | 74 | 169 | 14 | 10 | 7 | 23 | 18 | 40 | 95 | 75 | 773 | 49% |
| H | 0 | 1 | 3 | 3 | 6 | 3 | 0 | 0 | 3 | 0 | 4 | 2 | 0 | 25 | 2% |
| I | 4 | 16 | 85 | 28 | 74 | 6 | 2 | 4 | 5 | 3 | 20 | 25 | 41 | 313 | 20% |
| J | 1 | 0 | 6 | 3 | 10 | 0 | 1 | 0 | 2 | 0 | 1 | 4 | 2 | 30 | 2% |
| K | 0 | 0 | 1 | 0 | 0 | 0 | 0 | 0 | 0 | 0 | 1 | 0 | 0 | 2 | 0% |
| L | 0 | 0 | 2 | 1 | 2 | 1 | 0 | 0 | 0 | 1 | 0 | 0 | 0 | 7 | 0% |
| M | 1 | 2 | 21 | 3 | 4 | 0 | 0 | 1 | 0 | 0 | 3 | 3 | 2 | 40 | 3% |
| N | 1 | 2 | 13 | 3 | 8 | 2 | 1 | 1 | 3 | 0 | 0 | 11 | 2 | 47 | 3% |
| O | 0 | 0 | 0 | 0 | 0 | 0 | 0 | 0 | 0 | 0 | 0 | 0 | 0 | 0 | 0% |
| P | 0 | 0 | 4 | 4 | 5 | 1 | 0 | 0 | 0 | 0 | 0 | 2 | 1 | 17 | 1% |
| Q | 0 | 1 | 5 | 5 | 2 | 1 | 0 | 0 | 2 | 0 | 2 | 0 | 2 | 20 | 1% |
| R | 0 | 1 | 11 | 5 | 9 | 1 | 1 | 0 | 2 | 0 | 4 | 0 | 2 | 36 | 2% |
| S | 0 | 6 | 13 | 10 | 8 | 0 | 0 | 0 | 2 | 0 | 3 | 11 | 8 | 61 | 4% |
| T | 0 | 0 | 0 | 0 | 0 | 0 | 0 | 0 | 0 | 0 | 0 | 0 | 0 | 0 | 0% |
| U | 0 | 0 | 0 | 0 | 0 | 0 | 0 | 0 | 0 | 0 | 0 | 0 | 0 | 0 | 0% |
| Z | 0 | 0 | 0 | 0 | 0 | 0 | 0 | 0 | 0 | 0 | 0 | 0 | 0 | 0 | 0% |
| TOTAL | 21 | 95 | 411 | 167 | 342 | 34 | 18 | 17 | 47 | 24 | 82 | 173 | 153 | 1.584 | 100% |
| | 1% | 6% | 26% | 11% | 22% | 2% | 1% | 1% | 3% | 2% | 5% | 11% | 10% | 100% | |

ESTABLECIMIENTOS DE COMERCIO - CANCELADOS
CARACTERIZADOS POR CODIGO CIU «SECTOR vs MUNICIPIO»
VIGENCIA 2022

| MUNICIPIO CIU | Colón | Puerto Leguizamo | Mocoa | Orito | Puerto Asís | Puerto Caicedo | Puerto Guzmán | San Francisco | San Miguel | Santiago | Sibundoy | Valle del Guamuez | Villagarzón | TOTAL | |
|---------------|-------|------------------|-------|-------|-------------|----------------|---------------|---------------|------------|----------|----------|-------------------|-------------|-------|------|
| A | 0 | 1 | 3 | 2 | 5 | 0 | 1 | 1 | 1 | 0 | 0 | 4 | 1 | 19 | 1% |
| B | 0 | 0 | 1 | 1 | 0 | 0 | 0 | 0 | 0 | 0 | 0 | 0 | 2 | 4 | 0% |
| C | 1 | 9 | 33 | 12 | 19 | 1 | 2 | 0 | 3 | 1 | 3 | 9 | 11 | 104 | 7% |
| D | 0 | 0 | 0 | 0 | 0 | 0 | 0 | 0 | 0 | 0 | 0 | 0 | 1 | 1 | 0% |
| E | 0 | 0 | 1 | 1 | 0 | 2 | 0 | 1 | 0 | 0 | 0 | 0 | 0 | 5 | 0% |
| F | 0 | 1 | 6 | 3 | 3 | 0 | 0 | 0 | 0 | 0 | 0 | 0 | 5 | 18 | 1% |
| G | 10 | 47 | 173 | 61 | 163 | 17 | 11 | 3 | 27 | 17 | 36 | 98 | 70 | 733 | 52% |
| H | 0 | 0 | 2 | 0 | 8 | 0 | 0 | 0 | 1 | 0 | 1 | 2 | 0 | 14 | 1% |
| I | 4 | 14 | 69 | 20 | 73 | 5 | 3 | 4 | 8 | 2 | 17 | 27 | 48 | 294 | 21% |
| J | 1 | 0 | 9 | 4 | 5 | 1 | 1 | 0 | 2 | 0 | 3 | 4 | 2 | 32 | 2% |
| K | 0 | 0 | 2 | 0 | 1 | 0 | 0 | 0 | 0 | 0 | 0 | 1 | 0 | 4 | 0% |
| L | 0 | 0 | 2 | 0 | 0 | 0 | 0 | 0 | 0 | 0 | 0 | 0 | 0 | 2 | 0% |
| M | 0 | 0 | 11 | 1 | 8 | 0 | 0 | 0 | 0 | 1 | 3 | 5 | 1 | 30 | 2% |
| N | 0 | 0 | 6 | 0 | 5 | 0 | 1 | 0 | 0 | 0 | 2 | 2 | 4 | 20 | 1% |
| O | 0 | 0 | 1 | 0 | 1 | 0 | 0 | 0 | 0 | 0 | 0 | 0 | 0 | 2 | 0% |
| P | 0 | 1 | 5 | 1 | 5 | 0 | 0 | 0 | 0 | 0 | 0 | 1 | 1 | 14 | 1% |
| Q | 0 | 1 | 5 | 5 | 2 | 0 | 0 | 0 | 2 | 0 | 2 | 3 | 3 | 23 | 2% |
| R | 0 | 0 | 10 | 6 | 7 | 3 | 1 | 0 | 2 | 0 | 3 | 0 | 2 | 34 | 2% |
| S | 0 | 6 | 15 | 8 | 4 | 0 | 0 | 0 | 3 | 0 | 3 | 10 | 9 | 58 | 4% |
| T | 0 | 0 | 0 | 0 | 0 | 0 | 0 | 0 | 0 | 0 | 0 | 0 | 0 | 0 | 0% |
| U | 0 | 0 | 0 | 0 | 0 | 0 | 0 | 0 | 0 | 0 | 0 | 0 | 0 | 0 | 0% |
| Z | 0 | 0 | 0 | 0 | 0 | 0 | 0 | 0 | 0 | 0 | 0 | 0 | 0 | 0 | 0% |
| TOTAL | 16 | 80 | 354 | 125 | 309 | 29 | 20 | 9 | 49 | 21 | 73 | 166 | 160 | 1.411 | 100% |
| | 1% | 6% | 25% | 9% | 22% | 2% | 1% | 1% | 3% | 1% | 5% | 12% | 11% | 100% | |

PERSONAS JURÍDICAS - CANCELADAS
CARACTERIZADOS POR CODIGO CIU «SECTOR vs MUNICIPIO»
VIGENCIA 2022

| MUNICIPIO CIU | Colón | Puerto Leguizamo | Mocoa | Orito | Puerto Asís | Puerto Caicedo | Puerto Guzmán | San Francisco | San Miguel | Santiago | Sibundoy | Valle del Guamuez | Villagarzón | TOTAL | |
|---------------|-------|------------------|-------|-------|-------------|----------------|---------------|---------------|------------|----------|----------|-------------------|-------------|-------|------|
| A | 0 | 0 | 0 | 1 | 2 | 0 | 0 | 0 | 0 | 0 | 0 | 0 | 0 | 3 | 8% |
| B | 0 | 0 | 0 | 0 | 0 | 0 | 0 | 0 | 0 | 0 | 0 | 0 | 0 | 0 | 0% |
| C | 0 | 0 | 0 | 1 | 1 | 1 | 0 | 0 | 0 | 0 | 0 | 0 | 0 | 3 | 8% |
| D | 0 | 0 | 0 | 0 | 0 | 0 | 0 | 0 | 0 | 0 | 0 | 0 | 0 | 0 | 0% |
| E | 0 | 0 | 0 | 0 | 0 | 0 | 0 | 0 | 0 | 0 | 0 | 0 | 0 | 0 | 0% |
| F | 0 | 0 | 0 | 1 | 0 | 0 | 0 | 0 | 0 | 0 | 0 | 1 | 1 | 3 | 8% |
| G | 0 | 0 | 5 | 0 | 3 | 1 | 1 | 1 | 0 | 0 | 0 | 1 | 0 | 12 | 31% |
| H | 0 | 0 | 0 | 0 | 1 | 0 | 0 | 0 | 0 | 0 | 0 | 0 | 0 | 1 | 3% |
| I | 0 | 0 | 0 | 0 | 2 | 0 | 0 | 0 | 0 | 0 | 0 | 0 | 0 | 2 | 5% |
| J | 0 | 0 | 1 | 0 | 0 | 0 | 0 | 0 | 0 | 0 | 0 | 0 | 0 | 1 | 3% |
| K | 0 | 0 | 1 | 0 | 0 | 0 | 0 | 0 | 0 | 0 | 2 | 0 | 0 | 3 | 8% |
| L | 0 | 0 | 0 | 0 | 1 | 0 | 0 | 0 | 0 | 0 | 0 | 1 | 0 | 2 | 5% |
| M | 0 | 0 | 0 | 1 | 0 | 0 | 0 | 0 | 0 | 0 | 0 | 0 | 0 | 1 | 3% |
| N | 0 | 0 | 0 | 2 | 0 | 0 | 0 | 0 | 0 | 0 | 0 | 0 | 0 | 2 | 5% |
| O | 0 | 0 | 0 | 0 | 0 | 0 | 0 | 0 | 0 | 0 | 0 | 0 | 0 | 0 | 0% |
| P | 0 | 0 | 1 | 0 | 0 | 0 | 0 | 0 | 0 | 0 | 0 | 0 | 0 | 1 | 3% |
| Q | 0 | 0 | 2 | 2 | 0 | 0 | 0 | 0 | 1 | 0 | 0 | 0 | 0 | 5 | 13% |
| R | 0 | 0 | 0 | 0 | 0 | 0 | 0 | 0 | 0 | 0 | 0 | 0 | 0 | 0 | 0% |
| S | 0 | 0 | 0 | 0 | 0 | 0 | 0 | 0 | 0 | 0 | 0 | 0 | 0 | 0 | 0% |
| T | 0 | 0 | 0 | 0 | 0 | 0 | 0 | 0 | 0 | 0 | 0 | 0 | 0 | 0 | 0% |
| U | 0 | 0 | 0 | 0 | 0 | 0 | 0 | 0 | 0 | 0 | 0 | 0 | 0 | 0 | 0% |
| Z | 0 | 0 | 0 | 0 | 0 | 0 | 0 | 0 | 0 | 0 | 0 | 0 | 0 | 0 | 0% |
| TOTAL | 0 | 0 | 10 | 8 | 10 | 2 | 1 | 1 | 1 | 0 | 2 | 3 | 1 | 39 | 100% |
| | 0% | 0% | 26% | 21% | 26% | 5% | 3% | 3% | 3% | 0% | 5% | 8% | 3% | 100% | |

**CONSOLIDADO CANCELADAS / PERSONAS NATURALES - PERSONAS JURÍDICAS – ESTABLECIMIENTOS DE COMERCIO
CARACTERIZADOS POR CODIGO CIU "SECTOR vs MUNICIPIO" - VIGENCIA 2022**

| MUNICIPIO CIU | Colón | Puerto Leguizamo | Mocoa | Orito | Puerto Asís | Puerto Caicedo | Puerto Guzmán | San Francisco | San Miguel | Santiago | Sibundoy | Valle del Guamuez | Villagarzón | TOTAL | |
|---------------|-----------|------------------|------------|------------|-------------|----------------|---------------|---------------|------------|-----------|------------|-------------------|-------------|--------------|-------------|
| A | 0 | 6 | 5 | 5 | 17 | 1 | 2 | 3 | 2 | 0 | 0 | 12 | 3 | 56 | 2% |
| B | 0 | 1 | 3 | 2 | 0 | 0 | 0 | 0 | 0 | 0 | 0 | 0 | 2 | 8 | 0% |
| C | 2 | 16 | 70 | 30 | 45 | 3 | 4 | 1 | 6 | 2 | 4 | 17 | 23 | 223 | 7% |
| D | 0 | 0 | 0 | 0 | 0 | 0 | 0 | 0 | 0 | 0 | 0 | 0 | 2 | 2 | 0% |
| E | 0 | 0 | 2 | 2 | 0 | 3 | 0 | 2 | 0 | 0 | 0 | 0 | 1 | 10 | 0% |
| F | 1 | 7 | 22 | 11 | 13 | 2 | 0 | 0 | 1 | 1 | 3 | 5 | 8 | 74 | 2% |
| G | 22 | 94 | 367 | 135 | 335 | 32 | 22 | 11 | 50 | 35 | 76 | 194 | 145 | 1.518 | 50% |
| H | 0 | 1 | 5 | 3 | 15 | 3 | 0 | 0 | 4 | 0 | 5 | 4 | 0 | 40 | 1% |
| I | 8 | 30 | 154 | 48 | 149 | 11 | 5 | 8 | 13 | 5 | 37 | 52 | 89 | 609 | 20% |
| J | 2 | 0 | 16 | 7 | 15 | 1 | 2 | 0 | 4 | 0 | 4 | 8 | 4 | 63 | 2% |
| K | 0 | 0 | 4 | 0 | 1 | 0 | 0 | 0 | 0 | 0 | 3 | 1 | 0 | 9 | 0% |
| L | 0 | 0 | 4 | 1 | 3 | 1 | 0 | 0 | 0 | 1 | 0 | 1 | 0 | 11 | 0% |
| M | 1 | 2 | 32 | 5 | 12 | 0 | 0 | 1 | 0 | 1 | 6 | 8 | 3 | 71 | 2% |
| N | 1 | 2 | 19 | 5 | 13 | 2 | 2 | 1 | 3 | 0 | 2 | 13 | 6 | 69 | 2% |
| O | 0 | 0 | 1 | 0 | 1 | 0 | 0 | 0 | 0 | 0 | 0 | 0 | 0 | 2 | 0% |
| P | 0 | 1 | 10 | 5 | 10 | 1 | 0 | 0 | 0 | 0 | 0 | 3 | 2 | 32 | 1% |
| Q | 0 | 2 | 12 | 12 | 4 | 1 | 0 | 0 | 5 | 0 | 4 | 3 | 5 | 48 | 2% |
| R | 0 | 1 | 21 | 11 | 16 | 4 | 2 | 0 | 4 | 0 | 7 | 0 | 4 | 70 | 2% |
| S | 0 | 12 | 28 | 18 | 12 | 0 | 0 | 0 | 5 | 0 | 6 | 21 | 17 | 119 | 4% |
| T | 0 | 0 | 0 | 0 | 0 | 0 | 0 | 0 | 0 | 0 | 0 | 0 | 0 | 0 | 0% |
| U | 0 | 0 | 0 | 0 | 0 | 0 | 0 | 0 | 0 | 0 | 0 | 0 | 0 | 0 | 0% |
| Z | 0 | 0 | 0 | 0 | 0 | 0 | 0 | 0 | 0 | 0 | 0 | 0 | 0 | 0 | 0% |
| TOTAL | 37 | 175 | 775 | 300 | 661 | 65 | 39 | 27 | 97 | 45 | 157 | 342 | 314 | 3.034 | 100% |
| | 1% | 6% | 26% | 10% | 22% | 2% | 1% | 1% | 3% | 1% | 5% | 11% | 10% | 100% | |

COMPARATIVO - CANCELACIÓN DE LOS REGISTROS

VIGENCIAS: 2019 - 2020 - 2021 - 2022

POR SOLICITUD


| MUNICIPIOS | 2019 | 2020 | DIFERENCIA | | | 2020 | 2021 | DIFERENCIA | | | 2021 | 2022 | DIFERENCIA | | |
|-------------------|-------------|-------------|-------------|-------------|------------------|-------------|-------------|------------|------------|----------------|-------------|-------------|------------|-----------|----------------|
| | | | % | Val | Tendencia | | | % | Val | Tendencia | | | % | Val | Tendencia |
| Mocoa | 439 | 326 | -26% | -113 | Disminuyó | 326 | 395 | 21% | 69 | Aumentó | 395 | 384 | -3% | -11 | Disminuyó |
| Puerto Asís | 358 | 349 | -3% | -9 | Disminuyó | 349 | 366 | 5% | 17 | Aumentó | 366 | 356 | -3% | -10 | Disminuyó |
| Valle del Guamuez | 215 | 159 | -26% | -56 | Disminuyó | 159 | 103 | -35% | -56 | Disminuyó | 103 | 178 | 73% | 75 | Aumentó |
| Orito | 161 | 104 | -35% | -57 | Disminuyó | 104 | 129 | 24% | 25 | Aumentó | 129 | 146 | 13% | 17 | Aumentó |
| Villagarzón | 138 | 118 | -14% | -20 | Disminuyó | 118 | 69 | -42% | -49 | Disminuyó | 69 | 204 | 196% | 135 | Aumentó |
| Sibundoy | 107 | 70 | -35% | -37 | Disminuyó | 70 | 58 | -17% | -12 | Disminuyó | 58 | 73 | 26% | 15 | Aumentó |
| San Miguel | 74 | 76 | 3% | 2 | Aumentó | 76 | 213 | 180% | 137 | Aumentó | 213 | 56 | -74% | -157 | Disminuyó |
| Puerto Leguizamo | 61 | 30 | -51% | -31 | Disminuyó | 30 | 5 | -83% | -25 | Disminuyó | 5 | 48 | 860% | 43 | Aumentó |
| Puerto Caicedo | 41 | 48 | 17% | 7 | Aumentó | 48 | 59 | 23% | 11 | Aumentó | 59 | 41 | -31% | -18 | Disminuyó |
| Puerto Guzmán | 32 | 17 | -47% | -15 | Disminuyó | 17 | 10 | -41% | -7 | Disminuyó | 10 | 27 | 170% | 17 | Aumentó |
| Colón | 16 | 18 | 13% | 2 | Aumentó | 18 | 19 | 6% | 1 | Aumentó | 19 | 12 | -37% | -7 | Disminuyó |
| Santiago | 15 | 13 | -13% | -2 | Disminuyó | 13 | 33 | 154% | 20 | Aumentó | 33 | 28 | -15% | -5 | Disminuyó |
| San Francisco | 7 | 13 | 86% | 6 | Aumentó | 13 | 14 | 8% | 1 | Aumentó | 14 | 12 | -14% | -2 | Disminuyó |
| TOTAL | 1664 | 1341 | -19% | -323 | Disminuyó | 1341 | 1473 | 10% | 132 | Aumentó | 1473 | 1565 | 6% | 92 | Aumentó |

COMPARATIVO - CANCELACIÓN DE LOS REGISTROS

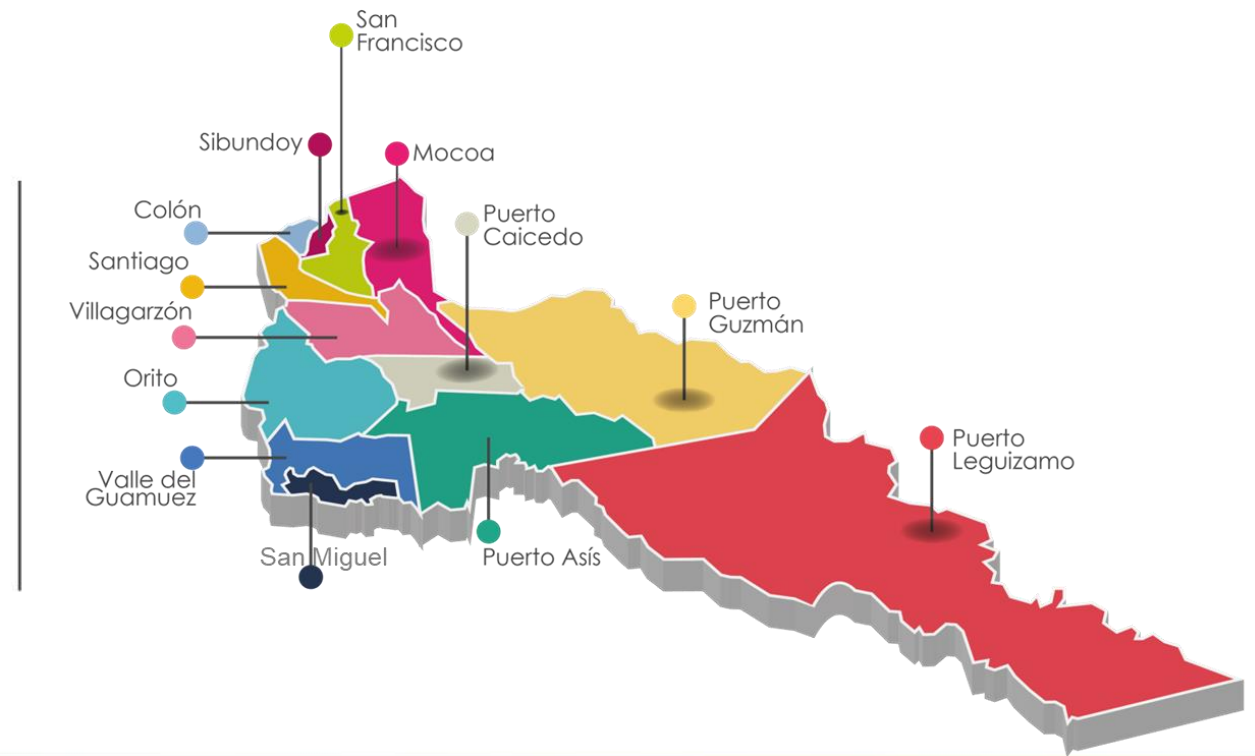
VIGENCIAS: 2019 - 2020 - 2021 - 2022

POR DEPURACIÓN

| MUNICIPIOS | 2019 | 2020 | DIFERENCIA | | | 2020 | 2021 | DIFERENCIA | | | 2021 | 2022 | DIFERENCIA | | |
|-------------------|-------------|-------------|-------------|-------------|----------------|-------------|-------------|-------------|--------------|------------------|-------------|-------------|------------|------------|----------------|
| Puerto Asís | 283 | 60 | -79% | -223 | Disminuyó | 60 | 329 | 448% | 269 | Aumentó | 329 | 305 | -7% | -24 | Disminuyó |
| Mocoa | 238 | 322 | 35% | 84 | Aumentó | 322 | 314 | -2% | -8 | Disminuyó | 314 | 391 | 25% | 77 | Aumentó |
| Orito | 174 | 550 | 216% | 376 | Aumentó | 550 | 144 | -74% | -406 | Disminuyó | 144 | 154 | 7% | 10 | Aumentó |
| Villargarzón | 120 | 208 | 73% | 88 | Aumentó | 208 | 120 | -42% | -88 | Disminuyó | 120 | 110 | -8% | -10 | Disminuyó |
| Puerto Leguizamo | 95 | 508 | 435% | 413 | Aumentó | 508 | 93 | -82% | -415 | Disminuyó | 93 | 127 | 37% | 34 | Aumentó |
| Sibundoy | 83 | 118 | 42% | 35 | Aumentó | 118 | 54 | -54% | -64 | Disminuyó | 54 | 84 | 56% | 30 | Aumentó |
| Valle del Guamuez | 59 | 182 | 208% | 123 | Aumentó | 182 | 129 | -29% | -53 | Disminuyó | 129 | 164 | 27% | 35 | Aumentó |
| San Francisco | 24 | 30 | 25% | 6 | Aumentó | 30 | 25 | -17% | -5 | Disminuyó | 25 | 15 | -40% | -10 | Disminuyó |
| San Miguel | 24 | 92 | 283% | 68 | Aumentó | 92 | 43 | -53% | -49 | Disminuyó | 43 | 41 | -5% | -2 | Disminuyó |
| Puerto Guzmán | 20 | 180 | 800% | 160 | Aumentó | 180 | 22 | -88% | -158 | Disminuyó | 22 | 12 | -45% | -10 | Disminuyó |
| Colón | 20 | 28 | 40% | 8 | Aumentó | 28 | 21 | -25% | -7 | Disminuyó | 21 | 25 | 19% | 4 | Aumentó |
| Puerto Caicedo | 19 | 68 | 258% | 49 | Aumentó | 68 | 21 | -69% | -47 | Disminuyó | 21 | 24 | 14% | 3 | Aumentó |
| Santiago | 17 | 52 | 206% | 35 | Aumentó | 52 | 10 | -81% | -42 | Disminuyó | 10 | 17 | 70% | 7 | Aumentó |
| TOTAL | 1176 | 2398 | 104% | 1222 | Aumentó | 2398 | 1325 | -45% | -1073 | Disminuyó | 1325 | 1469 | 11% | 144 | Aumentó |



CONSOLIDADO DE LOS REGISTROS POR MUNICIPIO



PUERTO ASÍS

CLASIFICACIÓN DE LOS REGISTROS / PUERTO ASÍS

| DESCRIPCIÓN | RENOVADOS | | NUEVOS MATRICULADOS INSCRITOS | | TOTAL | |
|------------------------------|--------------|-------------|-------------------------------|-------------|--------------|-------------|
| | | | | | | |
| Personas Naturales | 2.215 | 43% | 598 | 47% | 2.813 | 44% |
| Personas Jurídicas | 385 | 7% | 87 | 7% | 472 | 7% |
| Establecimientos de Comercio | 2.330 | 45% | 528 | 41% | 2.858 | 44% |
| Entidades sin Ánimo de Lucro | 206 | 4% | 31 | 2% | 237 | 4% |
| Proponentes | 56 | 1% | 30 | 2% | 86 | 1% |
| TOTAL | 5.192 | 100% | 1.274 | 100% | 6.466 | 100% |

CONSOLIDADO POR TAMAÑO / PUERTO ASÍS

| DESCRIPCIÓN | MICRO | | | | TOTAL | |
|------------------------------|--------------|-----------|-----------|----------|--------------|-------------|
| | | | | | | |
| Personas Naturales | 2.798 | 14 | 1 | 0 | 2.813 | 80% |
| Personas Jurídicas | 413 | 48 | 9 | 2 | 472 | 13% |
| Entidades sin Ánimo de Lucro | 231 | 4 | 2 | 0 | 237 | 7% |
| TOTAL | 3.442 | 66 | 12 | 2 | 3.522 | 100% |

| PERSONAS NATURALES PUERTO ASÍS CARACTERIZADOS POR CODIGO CIU / 2022 | | | |
|---|------------|--------------|--------------|
| SECTOR CIU | NUEVOS | RENOVADOS | TOTAL |
| A | 21 | 38 | 59 |
| B | 0 | 2 | 2 |
| C | 50 | 187 | 237 |
| D | 0 | 0 | 0 |
| E | 1 | 7 | 8 |
| F | 11 | 33 | 44 |
| G | 313 | 1.167 | 1.480 |
| H | 10 | 80 | 90 |
| I | 110 | 371 | 481 |
| J | 5 | 35 | 40 |
| K | 2 | 8 | 10 |
| L | 2 | 13 | 15 |
| M | 10 | 61 | 71 |
| N | 10 | 41 | 51 |
| O | 1 | 0 | 1 |
| P | 1 | 11 | 12 |
| Q | 3 | 33 | 36 |
| R | 20 | 48 | 68 |
| S | 28 | 80 | 108 |
| T | 0 | 0 | 0 |
| U | 0 | 0 | 0 |
| Z | 0 | 0 | 0 |
| TOTAL | 598 | 2.215 | 2.813 |

| PERSONAS JURÍDICAS PUERTO ASÍS CARACTERIZADOS POR CODIGO CIU / 2022 | | | |
|---|-----------|------------|------------|
| SECTOR CIU | NUEVOS | RENOVADOS | TOTAL |
| A | 5 | 18 | 23 |
| B | 1 | 2 | 3 |
| C | 9 | 25 | 34 |
| D | 0 | 2 | 2 |
| E | 3 | 9 | 12 |
| F | 13 | 59 | 72 |
| G | 15 | 84 | 99 |
| H | 3 | 27 | 30 |
| I | 5 | 20 | 25 |
| J | 2 | 19 | 21 |
| K | 0 | 6 | 6 |
| L | 5 | 13 | 18 |
| M | 11 | 44 | 55 |
| N | 0 | 16 | 16 |
| O | 0 | 0 | 0 |
| P | 3 | 9 | 12 |
| Q | 11 | 25 | 36 |
| R | 0 | 2 | 2 |
| S | 1 | 5 | 6 |
| T | 0 | 0 | 0 |
| U | 0 | 0 | 0 |
| Z | 0 | 0 | 0 |
| TOTAL | 87 | 385 | 472 |

| ESTABLECIMIENTOS DE COMERCIO PUERTO ASÍS CARACTERIZADOS POR CODIGO CIU / 2022 | | | |
|---|------------|--------------|--------------|
| SECTOR CIU | NUEVOS | RENOVADOS | TOTAL |
| A | 11 | 18 | 29 |
| B | 0 | 6 | 6 |
| C | 45 | 187 | 232 |
| D | 0 | 3 | 3 |
| E | 1 | 6 | 7 |
| F | 7 | 32 | 39 |
| G | 275 | 1.261 | 1.536 |
| H | 7 | 59 | 66 |
| I | 99 | 382 | 481 |
| J | 8 | 37 | 45 |
| K | 5 | 25 | 30 |
| L | 0 | 13 | 13 |
| M | 7 | 50 | 57 |
| N | 14 | 37 | 51 |
| O | 1 | 1 | 2 |
| P | 1 | 17 | 18 |
| Q | 4 | 50 | 54 |
| R | 19 | 67 | 86 |
| S | 24 | 79 | 103 |
| T | 0 | 0 | 0 |
| U | 0 | 0 | 0 |
| Z | 0 | 0 | 0 |
| TOTAL | 528 | 2.330 | 2.858 |

PUERTO CAICEDO

CLASIFICACIÓN DE LOS REGISTROS / PUERTO CAICEDO

| DESCRIPCIÓN | RENOVADOS | | NUEVOS MATRICULADOS INSCRITOS | | TOTAL | |
|------------------------------|------------|-------------|-------------------------------|-------------|------------|-------------|
| | | | | | | |
| Personas Naturales | 308 | 43% | 110 | 51% | 418 | 45% |
| Personas Jurídicas | 26 | 4% | 7 | 3% | 33 | 4% |
| Establecimientos de Comercio | 329 | 46% | 96 | 44% | 425 | 45% |
| Entidades sin Ánimo de Lucro | 53 | 7% | 1 | 0% | 54 | 6% |
| Proponentes | 6 | 1% | 3 | 1% | 9 | 1% |
| TOTAL | 722 | 100% | 217 | 100% | 939 | 100% |

CONSOLIDADO POR TAMAÑO/ PUERTO CAICEDO

| DESCRIPCIÓN | MICRO | PEQUEÑA | MEDIANA | GRANDE | TOTAL | |
|------------------------------|------------|----------|----------|----------|------------|-------------|
| Personas Naturales | 417 | 1 | 0 | 0 | 418 | 83% |
| Personas Jurídicas | 30 | 3 | 0 | 0 | 33 | 7% |
| Entidades sin Ánimo de Lucro | 54 | 0 | 0 | 0 | 54 | 11% |
| TOTAL | 501 | 4 | 0 | 0 | 505 | 100% |

PERSONAS NATURALES PUERTO CAICEDO CARACTERIZADOS POR CODIGO CIU / 2022

| SECTOR CIU | NUEVOS | RENOVADOS | TOTAL |
|--------------|------------|------------|------------|
| A | 5 | 7 | 12 |
| B | 0 | 0 | 0 |
| C | 11 | 25 | 36 |
| D | 0 | 0 | 0 |
| E | 0 | 1 | 1 |
| F | 0 | 2 | 2 |
| G | 52 | 170 | 222 |
| H | 3 | 6 | 9 |
| I | 25 | 54 | 79 |
| J | 1 | 6 | 7 |
| K | 0 | 0 | 0 |
| L | 0 | 1 | 1 |
| M | 1 | 3 | 4 |
| N | 1 | 5 | 6 |
| O | 0 | 0 | 0 |
| P | 0 | 1 | 1 |
| Q | 0 | 0 | 0 |
| R | 3 | 10 | 13 |
| S | 8 | 17 | 25 |
| T | 0 | 0 | 0 |
| U | 0 | 0 | 0 |
| Z | 0 | 0 | 0 |
| TOTAL | 110 | 308 | 418 |

PERSONAS JURÍDICAS PUERTO CAICEDO CARACTERIZADOS POR CODIGO CIU / 2022

| SECTOR CIU | NUEVOS | RENOVADOS | TOTAL |
|--------------|----------|-----------|-----------|
| A | 1 | 3 | 4 |
| B | 0 | 0 | 0 |
| C | 0 | 0 | 0 |
| D | 0 | 0 | 0 |
| E | 2 | 4 | 6 |
| F | 0 | 5 | 5 |
| G | 3 | 7 | 10 |
| H | 0 | 4 | 4 |
| I | 1 | 0 | 1 |
| J | 0 | 0 | 0 |
| K | 0 | 0 | 0 |
| L | 0 | 0 | 0 |
| M | 0 | 2 | 2 |
| N | 0 | 1 | 1 |
| O | 0 | 0 | 0 |
| P | 0 | 0 | 0 |
| Q | 0 | 0 | 0 |
| R | 0 | 0 | 0 |
| S | 0 | 0 | 0 |
| T | 0 | 0 | 0 |
| U | 0 | 0 | 0 |
| Z | 0 | 0 | 0 |
| TOTAL | 7 | 26 | 33 |

ESTABLECIMIENTOS DE COMERCIO PUERTO CAICEDO CARACTERIZADOS POR CODIGO CIU / 2022

| SECTOR CIU | NUEVOS | RENOVADOS | TOTAL |
|--------------|-----------|------------|------------|
| A | 0 | 4 | 4 |
| B | 0 | 0 | 0 |
| C | 8 | 27 | 35 |
| D | 1 | 1 | 2 |
| E | 0 | 2 | 2 |
| F | 1 | 0 | 1 |
| G | 51 | 184 | 235 |
| H | 1 | 8 | 9 |
| I | 22 | 57 | 79 |
| J | 0 | 5 | 5 |
| K | 0 | 0 | 0 |
| L | 0 | 1 | 1 |
| M | 0 | 5 | 5 |
| N | 1 | 3 | 4 |
| O | 0 | 0 | 0 |
| P | 0 | 0 | 0 |
| Q | 0 | 3 | 3 |
| R | 1 | 10 | 11 |
| S | 10 | 19 | 29 |
| T | 0 | 0 | 0 |
| U | 0 | 0 | 0 |
| Z | 0 | 0 | 0 |
| TOTAL | 96 | 329 | 425 |

PUERTO LEGUIZAMO

CLASIFICACIÓN DE LOS REGISTROS / PUERTO LEGUIZAMO

| DESCRIPCIÓN | RENOVADOS | | NUEVOS MATRICULADOS INSCRITOS | | TOTAL | |
|------------------------------|------------|-------------|-------------------------------|-------------|--------------|-------------|
| | | | | | | |
| Personas Naturales | 426 | 45% | 82 | 46% | 508 | 45% |
| Personas Jurídicas | 18 | 2% | 1 | 1% | 19 | 2% |
| Establecimientos de Comercio | 444 | 47% | 88 | 49% | 532 | 48% |
| Entidades sin Ánimo de Lucro | 41 | 4% | 4 | 2% | 45 | 4% |
| Proponentes | 11 | 1% | 3 | 2% | 14 | 1% |
| TOTAL | 940 | 100% | 178 | 100% | 1.118 | 100% |

CONSOLIDADO POR TAMAÑO/ PUERTO LEGUIZAMO

| DESCRIPCIÓN | MICRO | PEQUEÑA | MEDIANA | GRANDE | TOTAL | |
|------------------------------|------------|----------|----------|----------|------------|-------------|
| | | | | | | |
| Personas Naturales | 506 | 2 | 0 | 0 | 508 | 89% |
| Personas Jurídicas | 19 | 0 | 0 | 0 | 19 | 3% |
| Entidades sin Ánimo de Lucro | 45 | 0 | 0 | 0 | 45 | 8% |
| TOTAL | 570 | 2 | 0 | 0 | 572 | 100% |

PERSONAS NATURALES PUERTO LEGUIZAMO CARACTERIZADOS POR CODIGO CIU / 2022

| SECTOR CIU | NUEVOS | RENOVADOS | TOTAL |
|--------------|-----------|------------|------------|
| A | 0 | 6 | 6 |
| B | 0 | 1 | 1 |
| C | 4 | 30 | 34 |
| D | 0 | 0 | 0 |
| E | 0 | 3 | 3 |
| F | 1 | 9 | 10 |
| G | 46 | 268 | 314 |
| H | 1 | 11 | 12 |
| I | 23 | 67 | 90 |
| J | 1 | 0 | 1 |
| K | 0 | 0 | 0 |
| L | 0 | 0 | 0 |
| M | 0 | 5 | 5 |
| N | 0 | 3 | 3 |
| O | 0 | 1 | 1 |
| P | 0 | 0 | 0 |
| Q | 0 | 1 | 1 |
| R | 4 | 12 | 16 |
| S | 2 | 9 | 11 |
| T | 0 | 0 | 0 |
| U | 0 | 0 | 0 |
| Z | 0 | 0 | 0 |
| TOTAL | 82 | 426 | 508 |

PERSONAS JURÍDICAS PUERTO LEGUIZAMO CARACTERIZADOS POR CODIGO CIU / 2022

| SECTOR CIU | NUEVOS | RENOVADOS | TOTAL |
|--------------|----------|-----------|-----------|
| A | 0 | 0 | 0 |
| B | 0 | 0 | 0 |
| C | 0 | 0 | 0 |
| D | 0 | 1 | 1 |
| E | 0 | 0 | 0 |
| F | 0 | 1 | 1 |
| G | 0 | 7 | 7 |
| H | 0 | 1 | 1 |
| I | 0 | 1 | 1 |
| J | 1 | 1 | 2 |
| K | 0 | 0 | 0 |
| L | 0 | 0 | 0 |
| M | 0 | 2 | 2 |
| N | 0 | 2 | 2 |
| O | 0 | 0 | 0 |
| P | 0 | 0 | 0 |
| Q | 0 | 1 | 1 |
| R | 0 | 1 | 1 |
| S | 0 | 0 | 0 |
| T | 0 | 0 | 0 |
| U | 0 | 0 | 0 |
| Z | 0 | 0 | 0 |
| TOTAL | 1 | 18 | 19 |

ESTABLECIMIENTOS DE COMERCIO PUERTO LEGUIZAMO CARACTERIZADOS POR CODIGO CIU / 2022

| SECTOR CIU | NUEVOS | RENOVADOS | TOTAL |
|--------------|-----------|------------|------------|
| A | 0 | 5 | 5 |
| B | 0 | 0 | 0 |
| C | 3 | 28 | 31 |
| D | 1 | 0 | 1 |
| E | 0 | 3 | 3 |
| F | 0 | 4 | 4 |
| G | 50 | 282 | 332 |
| H | 0 | 11 | 11 |
| I | 24 | 73 | 97 |
| J | 2 | 3 | 5 |
| K | 0 | 3 | 3 |
| L | 0 | 0 | 0 |
| M | 0 | 4 | 4 |
| N | 1 | 4 | 5 |
| O | 0 | 0 | 0 |
| P | 0 | 0 | 0 |
| Q | 0 | 3 | 3 |
| R | 4 | 13 | 17 |
| S | 3 | 8 | 11 |
| T | 0 | 0 | 0 |
| U | 0 | 0 | 0 |
| Z | 0 | 0 | 0 |
| TOTAL | 88 | 444 | 532 |

ORITO

CLASIFICACIÓN DE LOS REGISTROS / ORITO

| DESCRIPCIÓN | RENOVADOS | | NUEVOS MATRICULADOS INSCRITOS | | TOTAL | |
|------------------------------|-------------|-------------|-------------------------------|-------------|--------------|-------------|
| Personas Naturales | 977 | 40% | 240 | 44% | 1.217 | 41% |
| Personas Jurídicas | 214 | 9% | 33 | 6% | 247 | 8% |
| Establecimientos de Comercio | 1104 | 45% | 236 | 43% | 1.340 | 45% |
| Entidades sin Ánimo de Lucro | 120 | 5% | 15 | 3% | 135 | 4% |
| Proponentes | 46 | 2% | 19 | 3% | 65 | 2% |
| TOTAL | 2461 | 100% | 543 | 100% | 3.004 | 100% |

CONSOLIDADO POR TAMAÑO / ORITO

| DESCRIPCIÓN | MICRO | PEQUEÑA | MEDIANA | GRANDE | TOTAL | |
|------------------------------|--------------|-----------|----------|----------|--------------|-------------|
| Personas Naturales | 1.209 | 7 | 1 | 0 | 1.217 | 76% |
| Personas Jurídicas | 215 | 23 | 8 | 1 | 247 | 15% |
| Entidades sin Ánimo de Lucro | 133 | 2 | 0 | 0 | 135 | 8% |
| TOTAL | 1.557 | 32 | 9 | 1 | 1.599 | 100% |

PERSONAS NATURALES ORITO CARACTERIZADOS POR CODIGO CIU / 2022

| SECTOR CIU | NUEVOS | RENOVADOS | TOTAL |
|--------------|------------|------------|--------------|
| A | 5 | 11 | 16 |
| B | 0 | 8 | 8 |
| C | 31 | 76 | 107 |
| D | 0 | 1 | 1 |
| E | 2 | 11 | 13 |
| F | 4 | 32 | 36 |
| G | 119 | 514 | 633 |
| H | 6 | 29 | 35 |
| I | 48 | 150 | 198 |
| J | 1 | 8 | 9 |
| K | 0 | 5 | 5 |
| L | 0 | 7 | 7 |
| M | 3 | 22 | 25 |
| N | 6 | 34 | 40 |
| O | 0 | 0 | 0 |
| P | 0 | 5 | 5 |
| Q | 1 | 6 | 7 |
| R | 6 | 25 | 31 |
| S | 8 | 33 | 41 |
| T | 0 | 0 | 0 |
| U | 0 | 0 | 0 |
| Z | 0 | 0 | 0 |
| TOTAL | 240 | 977 | 1.217 |

PERSONAS JURÍDICAS ORITO CARACTERIZADOS POR CODIGO CIU / 2022

| SECTOR CIU | NUEVOS | RENOVADOS | TOTAL |
|--------------|-----------|------------|------------|
| A | 0 | 4 | 4 |
| B | 0 | 8 | 8 |
| C | 4 | 18 | 22 |
| D | 0 | 2 | 2 |
| E | 3 | 5 | 8 |
| F | 9 | 73 | 82 |
| G | 5 | 38 | 43 |
| H | 3 | 13 | 16 |
| I | 2 | 5 | 7 |
| J | 1 | 4 | 5 |
| K | 0 | 0 | 0 |
| L | 0 | 1 | 1 |
| M | 1 | 22 | 23 |
| N | 2 | 8 | 10 |
| O | 0 | 0 | 0 |
| P | 0 | 1 | 1 |
| Q | 2 | 8 | 10 |
| R | 0 | 2 | 2 |
| S | 1 | 2 | 3 |
| T | 0 | 0 | 0 |
| U | 0 | 0 | 0 |
| Z | 0 | 0 | 0 |
| TOTAL | 33 | 214 | 247 |

ESTABLECIMIENTOS DE COMERCIO ORITO CARACTERIZADOS POR CODIGO CIU / 2022

| SECTOR CIU | NUEVOS | RENOVADOS | TOTAL |
|--------------|------------|--------------|--------------|
| A | 2 | 9 | 11 |
| B | 0 | 10 | 10 |
| C | 26 | 87 | 113 |
| D | 0 | 2 | 2 |
| E | 5 | 17 | 22 |
| F | 12 | 37 | 49 |
| G | 109 | 571 | 680 |
| H | 5 | 32 | 37 |
| I | 46 | 171 | 217 |
| J | 1 | 8 | 9 |
| K | 0 | 11 | 11 |
| L | 0 | 2 | 2 |
| M | 5 | 24 | 29 |
| N | 7 | 23 | 30 |
| O | 1 | 1 | 2 |
| P | 0 | 11 | 11 |
| Q | 4 | 19 | 23 |
| R | 5 | 34 | 39 |
| S | 8 | 35 | 43 |
| T | 0 | 0 | 0 |
| U | 0 | 0 | 0 |
| Z | 0 | 0 | 0 |
| TOTAL | 236 | 1.104 | 1.340 |

VALLE DEL GUAMUEZ

CLASIFICACIÓN DE LOS REGISTROS / VALLE DEL GUAMUEZ

| DESCRIPCIÓN | RENOVADOS | | NUEVOS MATRICULADOS INSCRITOS | | TOTAL | |
|------------------------------|--------------|-------------|-------------------------------|-------------|--------------|-------------|
| Personas Naturales | 1.132 | 44% | 354 | 49% | 1.486 | 45% |
| Personas Jurídicas | 67 | 3% | 12 | 2% | 79 | 2% |
| Establecimientos de Comercio | 1.251 | 48% | 344 | 48% | 1.595 | 48% |
| Entidades sin Ánimo de Lucro | 115 | 4% | 9 | 1% | 124 | 4% |
| Proponentes | 20 | 1% | 2 | 0% | 22 | 1% |
| TOTAL | 2.585 | 100% | 721 | 100% | 3.306 | 100% |

CONSOLIDADO POR TAMAÑO / VALLE DEL GUAMUEZ

| DESCRIPCIÓN | MICRO | PEQUEÑA | MEDIANA | GRANDE | TOTAL | |
|------------------------------|--------------|-----------|----------|----------|--------------|-------------|
| Personas Naturales | 1.478 | 8 | 0 | 0 | 1.486 | 88% |
| Personas Jurídicas | 68 | 10 | 1 | 0 | 79 | 5% |
| Entidades sin Ánimo de Lucro | 123 | 1 | 0 | 0 | 124 | 7% |
| TOTAL | 1.669 | 19 | 1 | 0 | 1.689 | 100% |

PERSONAS NATURALES VALLE DEL GUAMUEZ CARACTERIZADOS POR CODIGO CIU / 2022

| SECTOR CIU | NUEVOS | RENOVADOS | TOTAL |
|--------------|------------|--------------|--------------|
| A | 0 | 20 | 20 |
| B | 1 | 0 | 1 |
| C | 18 | 73 | 91 |
| D | 0 | 0 | 0 |
| E | 0 | 2 | 2 |
| F | 4 | 13 | 17 |
| G | 207 | 693 | 900 |
| H | 6 | 8 | 14 |
| I | 75 | 179 | 254 |
| J | 1 | 14 | 15 |
| K | 3 | 8 | 11 |
| L | 1 | 3 | 4 |
| M | 4 | 21 | 25 |
| N | 9 | 21 | 30 |
| O | 0 | 0 | 0 |
| P | 1 | 6 | 7 |
| Q | 3 | 8 | 11 |
| R | 4 | 23 | 27 |
| S | 17 | 40 | 57 |
| T | 0 | 0 | 0 |
| U | 0 | 0 | 0 |
| Z | 0 | 0 | 0 |
| TOTAL | 354 | 1.132 | 1.486 |

PERSONAS JURÍDICAS VALLE DEL GUAMUEZ CARACTERIZADOS POR CODIGO CIU / 2022

| SECTOR CIU | NUEVOS | RENOVADOS | TOTAL |
|--------------|-----------|-----------|-----------|
| A | 0 | 2 | 2 |
| B | 0 | 3 | 3 |
| C | 2 | 0 | 2 |
| D | 0 | 0 | 0 |
| E | 0 | 2 | 2 |
| F | 0 | 12 | 12 |
| G | 8 | 16 | 24 |
| H | 0 | 8 | 8 |
| I | 0 | 1 | 1 |
| J | 1 | 3 | 4 |
| K | 0 | 2 | 2 |
| L | 0 | 0 | 0 |
| M | 1 | 11 | 12 |
| N | 0 | 0 | 0 |
| O | 0 | 1 | 1 |
| P | 0 | 0 | 0 |
| Q | 0 | 5 | 5 |
| R | 0 | 1 | 1 |
| S | 0 | 0 | 0 |
| T | 0 | 0 | 0 |
| U | 0 | 0 | 0 |
| Z | 0 | 0 | 0 |
| TOTAL | 12 | 67 | 79 |

ESTABLECIMIENTOS DE COMERCIO VALLE DEL GUAMUEZ CARACTERIZADOS POR CODIGO CIU / 2022

| SECTOR CIU | NUEVOS | RENOVADOS | TOTAL |
|--------------|------------|--------------|--------------|
| A | 0 | 12 | 12 |
| B | 1 | 2 | 3 |
| C | 18 | 76 | 94 |
| D | 1 | 1 | 2 |
| E | 0 | 3 | 3 |
| F | 0 | 8 | 8 |
| G | 200 | 761 | 961 |
| H | 7 | 24 | 31 |
| I | 73 | 188 | 261 |
| J | 2 | 20 | 22 |
| K | 3 | 14 | 17 |
| L | 1 | 3 | 4 |
| M | 4 | 23 | 27 |
| N | 8 | 14 | 22 |
| O | 1 | 0 | 1 |
| P | 0 | 8 | 8 |
| Q | 1 | 21 | 22 |
| R | 6 | 32 | 38 |
| S | 18 | 41 | 59 |
| T | 0 | 0 | 0 |
| U | 0 | 0 | 0 |
| Z | 0 | 0 | 0 |
| TOTAL | 344 | 1.251 | 1.595 |

SAN MIGUEL

CLASIFICACIÓN DE LOS REGISTROS / SAN MIGUEL

| DESCRIPCIÓN | RENOVADOS | | NUEVOS MATRICULADOS INSCRITOS | | TOTAL | |
|------------------------------|------------|-------------|-------------------------------|-------------|--------------|-------------|
| | | | | | | |
| Personas Naturales | 428 | 43% | 161 | 49% | 589 | 45% |
| Personas Jurídicas | 25 | 3% | 4 | 1% | 29 | 2% |
| Establecimientos de Comercio | 474 | 48% | 158 | 48% | 632 | 48% |
| Entidades sin Ánimo de Lucro | 56 | 6% | 4 | 1% | 60 | 5% |
| Proponentes | 7 | 1% | 3 | 1% | 10 | 1% |
| TOTAL | 990 | 100% | 330 | 100% | 1.320 | 100% |

CONSOLIDADO POR TAMAÑO / SAN MIGUEL

| DESCRIPCIÓN | MICRO | PEQUEÑA | MEDIANA | GRANDE | TOTAL | |
|------------------------------|------------|-----------|----------|----------|------------|-------------|
| | | | | | | |
| Personas Naturales | 585 | 4 | 0 | 0 | 589 | 87% |
| Personas Jurídicas | 24 | 5 | 0 | 0 | 29 | 4% |
| Entidades sin Ánimo de Lucro | 58 | 2 | 0 | 0 | 60 | 9% |
| TOTAL | 667 | 11 | 0 | 0 | 678 | 100% |

| PERSONAS NATURALES SAN MIGUEL CARACTERIZADOS POR CODIGO CIU / 2022 | | | |
|--|------------|------------|------------|
| SECTOR CIU | NUEVOS | RENOVADOS | TOTAL |
| A | 0 | 8 | 8 |
| B | 0 | 0 | 0 |
| C | 9 | 27 | 36 |
| D | 0 | 0 | 0 |
| E | 0 | 0 | 0 |
| F | 3 | 6 | 9 |
| G | 87 | 274 | 361 |
| H | 1 | 3 | 4 |
| I | 30 | 63 | 93 |
| J | 1 | 2 | 3 |
| K | 0 | 1 | 1 |
| L | 0 | 1 | 1 |
| M | 0 | 7 | 7 |
| N | 2 | 7 | 9 |
| O | 0 | 0 | 0 |
| P | 0 | 0 | 0 |
| Q | 4 | 3 | 7 |
| R | 7 | 9 | 16 |
| S | 17 | 17 | 34 |
| T | 0 | 0 | 0 |
| U | 0 | 0 | 0 |
| Z | 0 | 0 | 0 |
| TOTAL | 161 | 428 | 589 |

| PERSONAS JURÍDICAS SAN MIGUEL CARACTERIZADOS POR CODIGO CIU / 2022 | | | |
|--|----------|-----------|-----------|
| SECTOR CIU | NUEVOS | RENOVADOS | TOTAL |
| A | 0 | 1 | 1 |
| B | 0 | 0 | 0 |
| C | 0 | 1 | 1 |
| D | 0 | 0 | 0 |
| E | 0 | 3 | 3 |
| F | 2 | 3 | 5 |
| G | 2 | 11 | 13 |
| H | 0 | 1 | 1 |
| I | 0 | 1 | 1 |
| J | 0 | 1 | 1 |
| K | 0 | 0 | 0 |
| L | 0 | 0 | 0 |
| M | 0 | 1 | 1 |
| N | 0 | 0 | 0 |
| O | 0 | 0 | 0 |
| P | 0 | 1 | 1 |
| Q | 0 | 1 | 1 |
| R | 0 | 0 | 0 |
| S | 0 | 0 | 0 |
| T | 0 | 0 | 0 |
| U | 0 | 0 | 0 |
| Z | 0 | 0 | 0 |
| TOTAL | 4 | 25 | 29 |

| ESTABLECIMIENTOS DE COMERCIO SAN MIGUEL CARACTERIZADOS POR CODIGO CIU / 2022 | | | |
|--|------------|------------|------------|
| SECTOR CIU | NUEVOS | RENOVADOS | TOTAL |
| A | 0 | 4 | 4 |
| B | 0 | 0 | 0 |
| C | 8 | 29 | 37 |
| D | 0 | 1 | 1 |
| E | 0 | 1 | 1 |
| F | 1 | 3 | 4 |
| G | 88 | 304 | 392 |
| H | 1 | 11 | 12 |
| I | 33 | 71 | 104 |
| J | 0 | 4 | 4 |
| K | 0 | 5 | 5 |
| L | 0 | 0 | 0 |
| M | 0 | 3 | 3 |
| N | 1 | 4 | 5 |
| O | 1 | 0 | 1 |
| P | 0 | 0 | 0 |
| Q | 4 | 3 | 7 |
| R | 5 | 12 | 17 |
| S | 16 | 19 | 35 |
| T | 0 | 0 | 0 |
| U | 0 | 0 | 0 |
| Z | 0 | 0 | 0 |
| TOTAL | 158 | 474 | 632 |

MOCOA

CLASIFICACIÓN DE LOS REGISTROS / MOCOA

| DESCRIPCIÓN | RENOVADOS | | NUEVOS MATRICULADOS INSCRITOS | | TOTAL | |
|------------------------------|--------------|-------------|-------------------------------|-------------|--------------|-------------|
| | | | | | | |
| Personas Naturales | 1.918 | 40% | 544 | 47% | 2.462 | 41% |
| Personas Jurídicas | 412 | 9% | 73 | 6% | 485 | 8% |
| Establecimientos de Comercio | 2.059 | 43% | 471 | 40% | 2.530 | 43% |
| Entidades sin Ánimo de Lucro | 244 | 5% | 31 | 3% | 275 | 5% |
| Proponentes | 132 | 3% | 50 | 4% | 182 | 3% |
| TOTAL | 4.765 | 100% | 1169 | 100% | 5.934 | 100% |

CONSOLIDADO POR TAMAÑO / MOCOA

| DESCRIPCIÓN | TAMAÑO | | | | TOTAL | |
|------------------------------|--------------|-----------|-----------|----------|--------------|-------------|
| | MICRO | PEQUEÑA | MEDIANA | GRANDE | | |
| Personas Naturales | 2.444 | 17 | 1 | 0 | 2.462 | 76% |
| Personas Jurídicas | 435 | 37 | 10 | 3 | 485 | 15% |
| Entidades sin Ánimo de Lucro | 267 | 5 | 2 | 1 | 275 | 9% |
| TOTAL | 3.146 | 59 | 13 | 4 | 3.222 | 100% |

| PERSONAS NATURALES MOCOA CARACTERIZADOS POR CODIGO CIU / 2022 | | | |
|--|------------|--------------|-------------|
| SECTOR CIU | NUEVOS | RENOVADOS | TOTAL |
| A | 6 | 18 | 24 |
| B | 1 | 1 | 2 |
| C | 38 | 160 | 198 |
| D | 0 | 6 | 6 |
| E | 2 | 7 | 9 |
| F | 24 | 66 | 90 |
| G | 252 | 969 | 1221 |
| H | 6 | 27 | 33 |
| I | 113 | 295 | 408 |
| J | 6 | 38 | 44 |
| K | 3 | 14 | 17 |
| L | 2 | 14 | 16 |
| M | 25 | 82 | 107 |
| N | 18 | 65 | 83 |
| O | 0 | 2 | 2 |
| P | 0 | 11 | 11 |
| Q | 10 | 30 | 40 |
| R | 13 | 48 | 61 |
| S | 25 | 65 | 90 |
| T | 0 | 0 | 0 |
| U | 0 | 0 | 0 |
| Z | 0 | 0 | 0 |
| TOTAL | 544 | 1.918 | 2462 |

| PERSONAS JURÍDICAS MOCOA CARACTERIZADOS POR CODIGO CIU / 2022 | | | |
|--|-----------|------------|------------|
| SECTOR CIU | NUEVOS | RENOVADOS | TOTAL |
| A | 1 | 6 | 7 |
| B | 1 | 2 | 3 |
| C | 5 | 28 | 33 |
| D | 0 | 3 | 3 |
| E | 2 | 12 | 14 |
| F | 9 | 60 | 69 |
| G | 22 | 112 | 134 |
| H | 1 | 15 | 16 |
| I | 6 | 17 | 23 |
| J | 5 | 13 | 18 |
| K | 1 | 11 | 12 |
| L | 1 | 9 | 10 |
| M | 6 | 56 | 62 |
| N | 9 | 17 | 26 |
| O | 0 | 0 | 0 |
| P | 0 | 7 | 7 |
| Q | 3 | 36 | 39 |
| R | 1 | 4 | 5 |
| S | 0 | 4 | 4 |
| T | 0 | 0 | 0 |
| U | 0 | 0 | 0 |
| Z | 0 | 0 | 0 |
| TOTAL | 73 | 412 | 485 |

| ESTABLECIMIENTOS DE COMERCIO MOCOA CARACTERIZADOS POR CODIGO CIU / 2022 | | | |
|--|------------|--------------|--------------|
| SECTOR CIU | NUEVOS | RENOVADOS | TOTAL |
| A | 2 | 12 | 14 |
| B | 0 | 1 | 1 |
| C | 29 | 159 | 188 |
| D | 0 | 3 | 3 |
| E | 0 | 10 | 10 |
| F | 5 | 37 | 42 |
| G | 231 | 1.021 | 1.252 |
| H | 7 | 47 | 54 |
| I | 94 | 301 | 395 |
| J | 6 | 45 | 51 |
| K | 4 | 34 | 38 |
| L | 2 | 6 | 8 |
| M | 15 | 64 | 79 |
| N | 22 | 87 | 109 |
| O | 1 | 2 | 3 |
| P | 0 | 14 | 14 |
| Q | 14 | 71 | 85 |
| R | 15 | 71 | 86 |
| S | 24 | 74 | 98 |
| T | 0 | 0 | 0 |
| U | 0 | 0 | 0 |
| Z | 0 | 0 | 0 |
| TOTAL | 471 | 2.059 | 2.530 |

VILLAGARZÓN

CLASIFICACIÓN DE LOS REGISTROS / VILLAGARZÓN

| DESCRIPCIÓN | RENOVADOS | | NUEVOS MATRICULADOS INSCRITOS | | TOTAL | |
|------------------------------|--------------|-------------|-------------------------------|-------------|--------------|-------------|
| | | | | | | |
| Personas Naturales | 843 | 42% | 269 | 47% | 1.112 | 43% |
| Personas Jurídicas | 129 | 6% | 20 | 3% | 149 | 6% |
| Establecimientos de Comercio | 915 | 45% | 263 | 46% | 1.178 | 46% |
| Entidades sin Ánimo de Lucro | 101 | 5% | 12 | 2% | 113 | 4% |
| Proponentes | 26 | 1% | 8 | 1% | 34 | 1% |
| TOTAL | 2.014 | 100% | 572 | 100% | 2.586 | 100% |

CONSOLIDADO POR TAMAÑO / VILLAGARZÓN

| DESCRIPCIÓN | MICRO | PEQUEÑA | MEDIANA | GRANDE | TOTAL | |
|------------------------------|--------------|-----------|----------|----------|--------------|-------------|
| | | | | | | |
| Personas Naturales | 1.107 | 5 | 0 | 0 | 1.112 | 81% |
| Personas Jurídicas | 134 | 11 | 4 | 0 | 149 | 11% |
| Entidades sin Ánimo de Lucro | 112 | 1 | 0 | 0 | 113 | 8% |
| TOTAL | 1.353 | 17 | 4 | 0 | 1.374 | 100% |

| PERSONAS NATURALES VILLAGARZÓN CARACTERIZADOS POR CODIGO CIU / 2022 | | | |
|--|------------|------------|--------------|
| SECTOR CIU | NUEVOS | RENOVADOS | TOTAL |
| A | 0 | 8 | 8 |
| B | 0 | 2 | 2 |
| C | 21 | 68 | 89 |
| D | 1 | 2 | 3 |
| E | 2 | 5 | 7 |
| F | 7 | 13 | 20 |
| G | 126 | 442 | 568 |
| H | 3 | 16 | 19 |
| I | 78 | 150 | 228 |
| J | 2 | 6 | 8 |
| K | 0 | 0 | 0 |
| L | 1 | 6 | 7 |
| M | 2 | 23 | 25 |
| N | 5 | 27 | 32 |
| O | 0 | 0 | 0 |
| P | 1 | 2 | 3 |
| Q | 1 | 13 | 14 |
| R | 2 | 12 | 14 |
| S | 17 | 48 | 65 |
| T | 0 | 0 | 0 |
| U | 0 | 0 | 0 |
| Z | 0 | 0 | 0 |
| TOTAL | 269 | 843 | 1.112 |

| PERSONAS JURÍDICAS VILLAGARZÓN CARACTERIZADOS POR CODIGO CIU / 2022 | | | |
|--|-----------|------------|------------|
| SECTOR CIU | NUEVOS | RENOVADOS | TOTAL |
| A | 0 | 4 | 4 |
| B | 0 | 7 | 7 |
| C | 3 | 17 | 20 |
| D | 0 | 1 | 1 |
| E | 0 | 7 | 7 |
| F | 7 | 29 | 36 |
| G | 5 | 21 | 26 |
| H | 1 | 12 | 13 |
| I | 1 | 5 | 6 |
| J | 0 | 4 | 4 |
| K | 0 | 0 | 0 |
| L | 0 | 1 | 1 |
| M | 1 | 10 | 11 |
| N | 0 | 8 | 8 |
| O | 1 | 0 | 1 |
| P | 0 | 1 | 1 |
| Q | 0 | 2 | 2 |
| R | 0 | 0 | 0 |
| S | 1 | 0 | 1 |
| T | 0 | 0 | 0 |
| U | 0 | 0 | 0 |
| Z | 0 | 0 | 0 |
| TOTAL | 20 | 129 | 149 |

| ESTABLECIMIENTOS DE COMERCIO VILLAGARZÓN CARACTERIZADOS POR CODIGO CIU / 2022 | | | |
|--|------------|------------|--------------|
| SECTOR CIU | NUEVOS | RENOVADOS | TOTAL |
| A | 1 | 8 | 9 |
| B | 0 | 7 | 7 |
| C | 15 | 63 | 78 |
| D | 1 | 3 | 4 |
| E | 0 | 8 | 8 |
| F | 5 | 13 | 18 |
| G | 124 | 477 | 601 |
| H | 4 | 23 | 27 |
| I | 76 | 165 | 241 |
| J | 2 | 9 | 11 |
| K | 0 | 2 | 2 |
| L | 1 | 5 | 6 |
| M | 2 | 25 | 27 |
| N | 7 | 23 | 30 |
| O | 0 | 0 | 0 |
| P | 1 | 6 | 7 |
| Q | 2 | 14 | 16 |
| R | 3 | 19 | 22 |
| S | 19 | 45 | 64 |
| T | 0 | 0 | 0 |
| U | 0 | 0 | 0 |
| Z | 0 | 0 | 0 |
| TOTAL | 263 | 915 | 1.178 |

PUERTO GUZMÁN

CLASIFICACIÓN DE LOS REGISTROS / PUERTO GUZMÁN

| DESCRIPCIÓN | RENOVADOS | | NUEVOS MATRICULADOS INSCRITOS | | TOTAL | |
|------------------------------|------------|-------------|-------------------------------|-------------|------------|-------------|
| | | | | | | |
| Personas Naturales | 214 | 41% | 46 | 42% | 260 | 41% |
| Personas Jurídicas | 18 | 3% | 4 | 4% | 22 | 3% |
| Establecimientos de Comercio | 245 | 46% | 52 | 47% | 297 | 47% |
| Entidades sin Ánimo de Lucro | 48 | 9% | 3 | 3% | 51 | 8% |
| Proponentes | 2 | 0% | 5 | 5% | 7 | 1% |
| TOTAL | 527 | 100% | 110 | 100% | 637 | 100% |

CONSOLIDADO POR TAMAÑO / PUERTO GUZMÁN

| DESCRIPCIÓN | MICRO | PEQUEÑA | MEDIANA | GRANDE | TOTAL | |
|------------------------------|------------|----------|----------|----------|------------|-------------|
| | | | | | | |
| Personas Naturales | 258 | 2 | 0 | 0 | 260 | 78% |
| Personas Jurídicas | 21 | 0 | 1 | 0 | 22 | 7% |
| Entidades sin Ánimo de Lucro | 51 | 0 | 0 | 0 | 51 | 15% |
| TOTAL | 330 | 2 | 1 | 0 | 333 | 100% |

| PERSONAS NATURALES PUERTO GUZMÁN CARACTERIZADOS POR CODIGO CIU / 2022 | | | |
|---|-----------|------------|------------|
| SECTOR CIU | NUEVOS | RENOVADOS | TOTAL |
| A | 1 | 1 | 2 |
| B | 0 | 0 | 0 |
| C | 4 | 14 | 18 |
| D | 0 | 0 | 0 |
| E | 0 | 1 | 1 |
| F | 1 | 2 | 3 |
| G | 19 | 126 | 145 |
| H | 0 | 2 | 2 |
| I | 15 | 46 | 61 |
| J | 0 | 2 | 2 |
| K | 0 | 0 | 0 |
| L | 0 | 2 | 2 |
| M | 0 | 4 | 4 |
| N | 1 | 4 | 5 |
| O | 0 | 0 | 0 |
| P | 0 | 0 | 0 |
| Q | 0 | 2 | 2 |
| R | 3 | 2 | 5 |
| S | 2 | 6 | 8 |
| T | 0 | 0 | 0 |
| U | 0 | 0 | 0 |
| Z | 0 | 0 | 0 |
| TOTAL | 46 | 214 | 260 |

| PERSONAS JURÍDICAS PUERTO GUZMÁN CARACTERIZADOS POR CODIGO CIU / 2022 | | | |
|---|----------|-----------|-----------|
| SECTOR CIU | NUEVOS | RENOVADOS | TOTAL |
| A | 1 | 0 | 1 |
| B | 0 | 0 | 0 |
| C | 0 | 0 | 0 |
| D | 1 | 1 | 2 |
| E | 0 | 1 | 1 |
| F | 0 | 4 | 4 |
| G | 1 | 3 | 4 |
| H | 0 | 6 | 6 |
| I | 0 | 0 | 0 |
| J | 1 | 1 | 2 |
| K | 0 | 0 | 0 |
| L | 0 | 0 | 0 |
| M | 0 | 0 | 0 |
| N | 0 | 0 | 0 |
| O | 0 | 0 | 0 |
| P | 0 | 1 | 1 |
| Q | 0 | 1 | 1 |
| R | 0 | 0 | 0 |
| S | 0 | 0 | 0 |
| T | 0 | 0 | 0 |
| U | 0 | 0 | 0 |
| Z | 0 | 0 | 0 |
| TOTAL | 4 | 18 | 22 |

| ESTABLECIMIENTOS DE COMERCIO PUERTO GUZMÁN CARACTERIZADOS POR CODIGO CIU / 2022 | | | |
|---|-----------|------------|------------|
| SECTOR CIU | NUEVOS | RENOVADOS | TOTAL |
| A | 2 | 2 | 4 |
| B | 0 | 0 | 0 |
| C | 3 | 18 | 21 |
| D | 1 | 2 | 3 |
| E | 0 | 2 | 2 |
| F | 0 | 3 | 3 |
| G | 23 | 140 | 163 |
| H | 0 | 5 | 5 |
| I | 17 | 51 | 68 |
| J | 0 | 0 | 0 |
| K | 0 | 1 | 1 |
| L | 1 | 0 | 1 |
| M | 0 | 3 | 3 |
| N | 1 | 3 | 4 |
| O | 0 | 0 | 0 |
| P | 0 | 0 | 0 |
| Q | 0 | 4 | 4 |
| R | 3 | 5 | 8 |
| S | 1 | 6 | 7 |
| T | 0 | 0 | 0 |
| U | 0 | 0 | 0 |
| Z | 0 | 0 | 0 |
| TOTAL | 52 | 245 | 297 |

SAN FRANCISCO

CLASIFICACIÓN DE LOS REGISTROS / SAN FRANCISCO

| DESCRIPCIÓN | RENOVADOS | | NUEVOS MATRICULADOS INSCRITOS | | TOTAL | |
|------------------------------|------------|-------------|-------------------------------|-------------|------------|-------------|
| | RENOVADOS | 37% | 20 | 54% | TOTAL | 39% |
| Personas Naturales | 80 | 37% | 20 | 54% | 100 | 39% |
| Personas Jurídicas | 12 | 6% | 1 | 3% | 13 | 5% |
| Establecimientos de Comercio | 81 | 37% | 12 | 32% | 93 | 36% |
| Entidades sin Ánimo de Lucro | 40 | 18% | 1 | 3% | 41 | 16% |
| Proponentes | 5 | 2% | 3 | 8% | 8 | 3% |
| TOTAL | 218 | 100% | 37 | 100% | 255 | 100% |

CONSOLIDADO POR TAMAÑO / SAN FRANCISCO

| DESCRIPCIÓN | TAMAÑO | | | | TOTAL | |
|------------------------------|------------|----------|----------|----------|------------|-------------|
| | MICRO | PEQUEÑA | MEDIANA | GRANDE | TOTAL | 65% |
| Personas Naturales | 100 | 0 | 0 | 0 | 100 | 65% |
| Personas Jurídicas | 13 | 0 | 0 | 0 | 13 | 8% |
| Entidades sin Ánimo de Lucro | 40 | 1 | 0 | 0 | 41 | 27% |
| TOTAL | 153 | 1 | 0 | 0 | 154 | 100% |

| PERSONAS NATURALES SAN FRANCISCO CARACTERIZADOS POR CODIGO CIU / 2022 | | | |
|---|-----------|-----------|------------|
| SECTOR CIU | NUEVOS | RENOVADOS | TOTAL |
| A | 0 | 4 | 4 |
| B | 0 | 0 | 0 |
| C | 2 | 10 | 12 |
| D | 0 | 0 | 0 |
| E | 0 | 0 | 0 |
| F | 3 | 2 | 5 |
| G | 6 | 39 | 45 |
| H | 0 | 2 | 2 |
| I | 5 | 13 | 18 |
| J | 0 | 3 | 3 |
| K | 0 | 0 | 0 |
| L | 0 | 0 | 0 |
| M | 3 | 0 | 3 |
| N | 0 | 3 | 3 |
| O | 0 | 0 | 0 |
| P | 0 | 0 | 0 |
| Q | 0 | 0 | 0 |
| R | 0 | 3 | 3 |
| S | 1 | 1 | 2 |
| T | 0 | 0 | 0 |
| U | 0 | 0 | 0 |
| Z | 0 | 0 | 0 |
| TOTAL | 20 | 80 | 100 |

| PERSONAS JURÍDICAS SAN FRANCISCO CARACTERIZADOS POR CODIGO CIU / 2022 | | | |
|---|----------|-----------|-----------|
| SECTOR CIU | NUEVOS | RENOVADOS | TOTAL |
| A | 0 | 1 | 1 |
| B | 0 | 0 | 0 |
| C | 0 | 3 | 3 |
| D | 0 | 1 | 1 |
| E | 0 | 1 | 1 |
| F | 0 | 1 | 1 |
| G | 0 | 2 | 2 |
| H | 1 | 0 | 1 |
| I | 0 | 0 | 0 |
| J | 0 | 0 | 0 |
| K | 0 | 0 | 0 |
| L | 0 | 1 | 1 |
| M | 0 | 1 | 1 |
| N | 0 | 0 | 0 |
| O | 0 | 0 | 0 |
| P | 0 | 1 | 1 |
| Q | 0 | 0 | 0 |
| R | 0 | 0 | 0 |
| S | 0 | 0 | 0 |
| T | 0 | 0 | 0 |
| U | 0 | 0 | 0 |
| Z | 0 | 0 | 0 |
| TOTAL | 1 | 12 | 13 |

| ESTABLECIMIENTOS DE COMERCIO SAN FRANCISCO CARACTERIZADOS POR CODIGO CIU / 2022 | | | |
|---|-----------|-----------|-----------|
| SECTOR CIU | NUEVOS | RENOVADOS | TOTAL |
| A | 0 | 1 | 1 |
| B | 0 | 0 | 0 |
| C | 1 | 12 | 13 |
| D | 0 | 0 | 0 |
| E | 0 | 0 | 0 |
| F | 0 | 1 | 1 |
| G | 6 | 42 | 48 |
| H | 0 | 2 | 2 |
| I | 2 | 11 | 13 |
| J | 0 | 4 | 4 |
| K | 0 | 0 | 0 |
| L | 0 | 0 | 0 |
| M | 1 | 2 | 3 |
| N | 0 | 3 | 3 |
| O | 0 | 0 | 0 |
| P | 0 | 0 | 0 |
| Q | 0 | 1 | 1 |
| R | 0 | 2 | 2 |
| S | 2 | 0 | 2 |
| T | 0 | 0 | 0 |
| U | 0 | 0 | 0 |
| Z | 0 | 0 | 0 |
| TOTAL | 12 | 81 | 93 |

SIBUNDOY

CLASIFICACIÓN DE LOS REGISTROS / SIBUNDOY

| DESCRIPCIÓN | RENOVADOS | | NUEVOS MATRICULADOS INSCRITOS | | TOTAL | |
|------------------------------|--------------|-------------|-------------------------------|-------------|--------------|-------------|
| | | | | | | |
| Personas Naturales | 448 | 41% | 117 | 49% | 565 | 42% |
| Personas Jurídicas | 51 | 5% | 8 | 3% | 59 | 4% |
| Establecimientos de Comercio | 489 | 45% | 104 | 42% | 593 | 44% |
| Entidades sin Ánimo de Lucro | 96 | 9% | 12 | 5% | 108 | 8% |
| Proponentes | 14 | 1% | 3 | 1% | 17 | 1% |
| TOTAL | 1.098 | 100% | 244 | 100% | 1.342 | 100% |

CONSOLIDADO POR TAMAÑO / SIBUNDOY

| DESCRIPCIÓN | MICRO | PEQUEÑA | MEDIANA | GRANDE | TOTAL | |
|------------------------------|------------|----------|----------|----------|------------|-------------|
| | | | | | | |
| Personas Naturales | 565 | 0 | 0 | 0 | 565 | 77% |
| Personas Jurídicas | 58 | 0 | 1 | 0 | 59 | 8% |
| Entidades sin Ánimo de Lucro | 107 | 1 | 0 | 0 | 108 | 15% |
| TOTAL | 730 | 1 | 1 | 0 | 732 | 100% |

| PERSONAS NATURALES SIBUNDOY CARACTERIZADOS POR CODIGO CIU / 2022 | | | |
|---|------------|------------|------------|
| SECTOR CIU | NUEVOS | RENOVADOS | TOTAL |
| A | 3 | 2 | 5 |
| B | 0 | 1 | 1 |
| C | 8 | 30 | 38 |
| D | 0 | 0 | 0 |
| E | 0 | 0 | 0 |
| F | 1 | 8 | 9 |
| G | 49 | 260 | 309 |
| H | 2 | 10 | 12 |
| I | 34 | 76 | 110 |
| J | 0 | 7 | 7 |
| K | 0 | 2 | 2 |
| L | 0 | 2 | 2 |
| M | 6 | 9 | 15 |
| N | 3 | 7 | 10 |
| O | 0 | 0 | 0 |
| P | 0 | 2 | 2 |
| Q | 2 | 6 | 8 |
| R | 2 | 8 | 10 |
| S | 7 | 18 | 25 |
| T | 0 | 0 | 0 |
| U | 0 | 0 | 0 |
| Z | 0 | 0 | 0 |
| TOTAL | 117 | 448 | 565 |

| PERSONAS JURÍDICAS SIBUNDOY CARACTERIZADOS POR CODIGO CIU / 2022 | | | |
|---|----------|-----------|-----------|
| SECTOR CIU | NUEVOS | RENOVADOS | TOTAL |
| A | 0 | 6 | 6 |
| B | 0 | 0 | 0 |
| C | 0 | 5 | 5 |
| D | 0 | 1 | 1 |
| E | 0 | 5 | 5 |
| F | 0 | 7 | 7 |
| G | 2 | 6 | 8 |
| H | 0 | 2 | 2 |
| I | 2 | 0 | 2 |
| J | 2 | 6 | 8 |
| K | 0 | 0 | 0 |
| L | 1 | 0 | 1 |
| M | 1 | 3 | 4 |
| N | 0 | 0 | 0 |
| O | 0 | 0 | 0 |
| P | 0 | 2 | 2 |
| Q | 0 | 7 | 7 |
| R | 0 | 0 | 0 |
| S | 0 | 1 | 1 |
| T | 0 | 0 | 0 |
| U | 0 | 0 | 0 |
| Z | 0 | 0 | 0 |
| TOTAL | 8 | 51 | 59 |

| ESTABLECIMIENTOS DE COMERCIO SIBUNDOY CARACTERIZADOS POR CODIGO CIU / 2022 | | | |
|---|------------|------------|------------|
| SECTOR CIU | NUEVOS | RENOVADOS | TOTAL |
| A | 0 | 2 | 2 |
| B | 0 | 1 | 1 |
| C | 6 | 28 | 34 |
| D | 0 | 1 | 1 |
| E | 0 | 2 | 2 |
| F | 3 | 3 | 6 |
| G | 46 | 273 | 319 |
| H | 0 | 10 | 10 |
| I | 32 | 81 | 113 |
| J | 0 | 10 | 10 |
| K | 1 | 8 | 9 |
| L | 1 | 3 | 4 |
| M | 3 | 11 | 14 |
| N | 1 | 7 | 8 |
| O | 0 | 0 | 0 |
| P | 0 | 3 | 3 |
| Q | 1 | 11 | 12 |
| R | 3 | 13 | 16 |
| S | 7 | 22 | 29 |
| T | 0 | 0 | 0 |
| U | 0 | 0 | 0 |
| Z | 0 | 0 | 0 |
| TOTAL | 104 | 489 | 593 |

COLÓN

CLASIFICACIÓN DE LOS REGISTROS / COLÓN

| DESCRIPCIÓN | RENOVADOS | | NUEVOS MATRICULADOS INSCRITOS | | TOTAL | |
|------------------------------|------------|-------------|-------------------------------|-------------|------------|-------------|
| | | | | | | |
| Personas Naturales | 85 | 39% | 20 | 40% | 105 | 39% |
| Personas Jurídicas | 6 | 3% | 2 | 4% | 8 | 3% |
| Establecimientos de Comercio | 87 | 40% | 16 | 36% | 103 | 39% |
| Entidades sin Ánimo de Lucro | 33 | 15% | 7 | 14% | 40 | 15% |
| Proponentes | 6 | 3% | 3 | 6% | 9 | 3% |
| TOTAL | 217 | 100% | 50 | 100% | 265 | 100% |

CONSOLIDADO POR TAMAÑO / COLÓN

| DESCRIPCIÓN | MICRO | PEQUEÑA | MEDIANA | GRANDE | TOTAL | |
|------------------------------|------------|----------|----------|----------|------------|-------------|
| | | | | | | |
| Personas Naturales | 105 | 0 | 0 | 0 | 105 | 69% |
| Personas Jurídicas | 8 | 0 | 0 | 0 | 8 | 5% |
| Entidades sin Ánimo de Lucro | 40 | 0 | 0 | 0 | 40 | 26% |
| TOTAL | 153 | 0 | 0 | 0 | 153 | 100% |

| PERSONAS NATURALES COLÓN CARACTERIZADOS POR CODIGO CIU / 2022 | | | |
|--|-----------|-----------|------------|
| SECTOR CIU | NUEVOS | RENOVADOS | TOTAL |
| A | 1 | 2 | 3 |
| B | 0 | 0 | 0 |
| C | 3 | 5 | 8 |
| D | 0 | 0 | 0 |
| E | 0 | 1 | 1 |
| F | 1 | 0 | 1 |
| G | 6 | 45 | 51 |
| H | 0 | 2 | 2 |
| I | 7 | 16 | 23 |
| J | 0 | 1 | 1 |
| K | 0 | 2 | 2 |
| L | 0 | 1 | 1 |
| M | 1 | 2 | 3 |
| N | 1 | 0 | 1 |
| O | 0 | 0 | 0 |
| P | 0 | 0 | 0 |
| Q | 0 | 0 | 0 |
| R | 0 | 3 | 3 |
| S | 0 | 5 | 5 |
| T | 0 | 0 | 0 |
| U | 0 | 0 | 0 |
| Z | 0 | 0 | 0 |
| TOTAL | 20 | 85 | 105 |

| PERSONAS JURÍDICAS COLÓN CARACTERIZADOS POR CODIGO CIU / 2022 | | | |
|--|----------|-----------|----------|
| SECTOR CIU | NUEVOS | RENOVADOS | TOTAL |
| A | 1 | 0 | 1 |
| B | 0 | 0 | 0 |
| C | 0 | 0 | 0 |
| D | 0 | 0 | 0 |
| E | 0 | 1 | 1 |
| F | 0 | 0 | 0 |
| G | 0 | 2 | 2 |
| H | 0 | 0 | 0 |
| I | 0 | 1 | 1 |
| J | 1 | 0 | 1 |
| K | 0 | 0 | 0 |
| L | 0 | 0 | 0 |
| M | 0 | 0 | 0 |
| N | 0 | 2 | 2 |
| O | 0 | 0 | 0 |
| P | 0 | 0 | 0 |
| Q | 0 | 0 | 0 |
| R | 0 | 0 | 0 |
| S | 0 | 0 | 0 |
| T | 0 | 0 | 0 |
| U | 0 | 0 | 0 |
| Z | 0 | 0 | 0 |
| TOTAL | 2 | 6 | 8 |

| ESTABLECIMIENTOS DE COMERCIO COLÓN CARACTERIZADOS POR CODIGO CIU / 2022 | | | |
|--|-----------|-----------|------------|
| SECTOR CIU | NUEVOS | RENOVADOS | TOTAL |
| A | 1 | 2 | 3 |
| B | 0 | 0 | 0 |
| C | 3 | 6 | 9 |
| D | 0 | 0 | 0 |
| E | 0 | 1 | 1 |
| F | 1 | 1 | 2 |
| G | 2 | 43 | 45 |
| H | 0 | 3 | 3 |
| I | 6 | 16 | 22 |
| J | 0 | 0 | 0 |
| K | 1 | 2 | 3 |
| L | 0 | 0 | 0 |
| M | 2 | 2 | 4 |
| N | 0 | 3 | 3 |
| O | 0 | 0 | 0 |
| P | 0 | 0 | 0 |
| Q | 0 | 2 | 2 |
| R | 0 | 2 | 2 |
| S | 0 | 4 | 4 |
| T | 0 | 0 | 0 |
| U | 0 | 0 | 0 |
| Z | 0 | 0 | 0 |
| TOTAL | 16 | 87 | 103 |

SANTIAGO

CLASIFICACIÓN DE LOS REGISTROS / SANTIAGO

| DESCRIPCIÓN | RENOVADOS | | NUEVOS MATRICULADOS INSCRITOS | | TOTAL | |
|------------------------------|------------|-------------|-------------------------------|-------------|------------|-------------|
| | | | | | | |
| Personas Naturales | 80 | 36% | 36 | 45% | 116 | 39% |
| Personas Jurídicas | 4 | 2% | 1 | 1% | 5 | 2% |
| Establecimientos de Comercio | 88 | 40% | 36 | 45% | 124 | 41% |
| Entidades sin Ánimo de Lucro | 46 | 21% | 5 | 6% | 51 | 17% |
| Proponentes | 2 | 1% | 2 | 3% | 4 | 1% |
| TOTAL | 220 | 100% | 80 | 100% | 300 | 100% |

CONSOLIDADO POR TAMAÑO / SANTIAGO

| DESCRIPCIÓN | MICRO | PEQUEÑA | MEDIANA | GRANDE | TOTAL | |
|------------------------------|------------|----------|----------|----------|------------|-------------|
| | | | | | | |
| Personas Naturales | 116 | 0 | 0 | 0 | 116 | 67% |
| Personas Jurídicas | 5 | 0 | 0 | 0 | 5 | 3% |
| Entidades sin Ánimo de Lucro | 51 | 0 | 0 | 0 | 51 | 30% |
| TOTAL | 172 | 0 | 0 | 0 | 172 | 100% |

| PERSONAS NATURALES SANTIAGO CARACTERIZADOS POR CODIGO CIU / 2022 | | | |
|---|-----------|-----------|------------|
| SECTOR CIU | NUEVOS | RENOVADOS | TOTAL |
| A | 0 | 1 | 1 |
| B | 0 | 0 | 0 |
| C | 3 | 1 | 4 |
| D | 0 | 0 | 0 |
| E | 0 | 0 | 0 |
| F | 0 | 2 | 2 |
| G | 20 | 54 | 74 |
| H | 1 | 0 | 1 |
| I | 7 | 14 | 21 |
| J | 0 | 2 | 2 |
| K | 0 | 0 | 0 |
| L | 0 | 0 | 0 |
| M | 0 | 3 | 3 |
| N | 0 | 0 | 0 |
| O | 0 | 0 | 0 |
| P | 0 | 1 | 1 |
| Q | 1 | 0 | 1 |
| R | 1 | 1 | 2 |
| S | 3 | 1 | 4 |
| T | 0 | 0 | 0 |
| U | 0 | 0 | 0 |
| Z | 0 | 0 | 0 |
| TOTAL | 36 | 80 | 116 |

| PERSONAS JURÍDICAS SANTIAGO CARACTERIZADOS POR CODIGO CIU / 2022 | | | |
|---|----------|-----------|----------|
| SECTOR CIU | NUEVOS | RENOVADOS | TOTAL |
| A | 0 | 1 | 1 |
| B | 0 | 1 | 1 |
| C | 0 | 0 | 0 |
| D | 0 | 0 | 0 |
| E | 0 | 0 | 0 |
| F | 0 | 2 | 2 |
| G | 0 | 0 | 0 |
| H | 1 | 0 | 1 |
| I | 0 | 0 | 0 |
| J | 0 | 0 | 0 |
| K | 0 | 0 | 0 |
| L | 0 | 0 | 0 |
| M | 0 | 0 | 0 |
| N | 0 | 0 | 0 |
| O | 0 | 0 | 0 |
| P | 0 | 0 | 0 |
| Q | 0 | 0 | 0 |
| R | 0 | 0 | 0 |
| S | 0 | 0 | 0 |
| T | 0 | 0 | 0 |
| U | 0 | 0 | 0 |
| Z | 0 | 0 | 0 |
| TOTAL | 1 | 4 | 5 |

| ESTABLECIMIENTOS DE COMERCIO SANTIAGO CARACTERIZADOS POR CODIGO CIU / 2022 | | | |
|---|-----------|-----------|------------|
| SECTOR CIU | NUEVOS | RENOVADOS | TOTAL |
| A | 0 | 1 | 1 |
| B | 0 | 0 | 0 |
| C | 3 | 3 | 6 |
| D | 0 | 0 | 0 |
| E | 0 | 0 | 0 |
| F | 0 | 2 | 2 |
| G | 20 | 60 | 80 |
| H | 1 | 1 | 2 |
| I | 8 | 15 | 23 |
| J | 0 | 0 | 0 |
| K | 0 | 0 | 0 |
| L | 0 | 0 | 0 |
| M | 0 | 2 | 2 |
| N | 0 | 0 | 0 |
| O | 0 | 0 | 0 |
| P | 0 | 0 | 0 |
| Q | 1 | 1 | 2 |
| R | 1 | 2 | 3 |
| S | 2 | 1 | 3 |
| T | 0 | 0 | 0 |
| U | 0 | 0 | 0 |
| Z | 0 | 0 | 0 |
| TOTAL | 36 | 88 | 124 |

Para mayor información
Teléfono: (8) 4227173 ext. 101
correspondencia@ccputumayo.org.co

Elaborado por:
Rosa Helena Gómez Velásquez
Directora de Competitividad y Productividad Empresarial

